



राष्ट्रीय परीक्षा एजेंसी
National Testing Agency
Excellence in Assessment

JIPMAT-2026

JOINT INTEGRATED
PROGRAMME IN MANAGEMENT
ADMISSION TEST

INFORMATION
BULLETIN

<https://nta.ac.in/>

<https://exams.nta.nic.in/jipmat/>



NATIONAL TESTING AGENCY

Vision

The right candidates joining best institutions will give India her demographic dividend.

Mission

To improve equity and quality in education by administering research based valid, reliable, efficient, transparent, fair and international level assessments. The best subject matter experts, psychometricians and IT delivery and security professionals will ensure that the current gaps in existing assessment systems are properly identified and bridged.

Core Values

NTA will create a system which will promote teaching (by teachers), learning (by students) and assessment (by parents and institutions). NTA strongly believes in quality, efficiency, effectiveness, equity and security of assessments. To practice these values, NTA will constantly engage with its stakeholders, viz. Students, parents, teachers, experts and partner institutions.

Index

S. No.	PARTICULARS	PAGE NO.
A	Important Information and Dates at a Glance	3-4
B	Instructions for Filling Online Application Form	4-8
1	Introduction	9-10
1.1	About National Testing Agency (NTA)	9
1.2	About Indian Institute of Management (IIM) Bodh Gaya and Jammu	9
1.3	Indian Institutes of Management (IIMs) Bodh Gaya and Jammu Joint Integrated Programme in Management Admission Test (JIPMAT) 2026	10
2	Details of Examination	11-12
2.1	Mode of Examination	11
2.2	Medium of Question Paper	11
2.3	Pattern Of Examination	11
2.4	Examination Schedule	11
2.5	Syllabus	11
2.6	Marking Scheme	12
3	Eligibility Criteria for IIM Bodh Gaya & IIM Jammu -2026	13
3.1	Eligibility Requirements	13
3.2	List Of Examinations EquivaLent To 10+2	13
4	Reservations	14-17
4.1	For Candidates Claiming to The Gen-Ews Category	14
4.2	For Oci/Pio Candidates	14
4.3	Provisions Relating to Persons with Disability (PwD) / Persons with Benchmark Disability (PwBD):	15
4.4	Scribe and Compensatory Time	16
5	Choice of Cities for Exam Centre	18
6	Important Instructions for The Candidates	19-20
7	Admit Card	21-22
8	Computer Based Test (CBT) Guidelines	22
9	Caution Notice & Non-Disclosure Agreement (India)	23
9.1	Caution Notice	23
9.2	Non-Disclosure Agreement (NDA)	23
10	Unfair Means Practices and Breach of Examination Rules	24-25
10.1	Definition	24
10.2	Punishment for Using Unfair Means Practices	25
10.3	Cancellation Of Result	25
11	Barred Items	25

S. No.	PARTICULARS	PAGE NO.
12	Answer Key Challenge	26
12.1	Display of Recorded Responses	26
12.2	Display of Provisional Answer Key for Challenges	26
13	Declaration of Results	27
13.1	Re-Evaluation/Re-Checking of result	27
14	Miscellaneous	28
14.1	Correspondence with NTA	28
14.2	Weeding Out Rules	28
14.3	Legal Jurisdiction	28
14.4	RTI	28

APPENDICES	PARTICULARS	PAGE NO.
I	List of Examination Cities for JIPMAT-2026	30-32
II	Procedure for Online Payment of Fees and Helpline for Payment-Related Queries	33-34
III	Computer Based Test (CBT) Guidelines	35-36
IV	The Gazette of India notification related to PwD/PwBD candidates	37-39
V	Certificate regarding physical limitation in an Examinee to Write	40
VI	Certificate for person with specified disability covered under the definition of Section 2 (s) of the RPwD Act, 2016 but not covered under the definition of Section 2(r) of the said Act, i.e. persons having less than 40% disability and having difficulty in writing	41
VII	Letter of Undertaking for using Own Scribe	42
VIII	Replica of the online Application Form	43-58

IMPORTANT INFORMATION AND DATES AT A GLANCE

(Please refer to Information Bulletin for details)

DATES, FEE DETAILS AND APPLICATION PROCEDURE:

Online submission of Application Form (complete in all respects) through the JIPMAT Website https://exams.nta.nic.in/jipmat/	16 April 2026 to 10 May 2026 (upto 11:50 PM)
Last date for successful transaction of Examination fee (through Credit Card/ Debit Card/ Net Banking UPI)	11 May 2026 (upto 11:50 PM)
Correction in the Particulars of Application Form 'ONLINE' only	12-14 May 2026 (upto 11:50 PM)
Announcement of the City of examination centre	To be announced later on website
Downloading of Admit Card by the Candidate from NTA Website	To be announced later on website
Mode of exam	Computer Based Test (CBT)
Pattern of Exam	Exam comprises Multiple Choice Questions
Medium of Question Paper	English
Duration of Examination	150 minutes (02:30 hours)
Timing of Examination	03:00 PM to 5:30 PM
Exam Centre	As indicated on the Admit Card
Date of Examination	07 June, 2026
Display of Questions, Recorded Responses and Provisional Answer Keys on the Website for inviting challenge(s) from interested candidates.	To be announced later on website
Declaration of Result on NTA Website	To be announced later on website
Website(s)	https://exams.nta.nic.in/jipmat/

FEE DETAILS:

Fee Payable	Category	In India (Fee in ₹.)	Outside India (Fee in ₹.)
(Through Credit Card / Debit Card / Net-Banking/UPI	General/OBC(NCL)* /	2200/-	11,000/-
	SC/ST/PwD/PwBD/ Gen-EWS** /Transgender	1100/-	
<p>Applicable service/ processing charges & GST over and above the Examination Fee, are to be paid by the candidate to the concerned Bank/ Payment Gateway Integrator (For details, Appendix -II may be referred to).</p> <p>Note: As per Judgement dated Feb 3, 2023, passed by the Hon'ble Supreme Court of India in WP (C) 891/2021, the OCI candidates who have registered for OCI/PIO before 4/Mar/2021 will be considered for the seats allocated to the Indian nationals (under General category only). The candidates must pay the application fee by choosing the appropriate option while filling in the application form.</p>			

**Other Backward Classes Non-Creamy Layer as per the central list of Other Backward Classes available on National Commission for Backward Classes (NCBC), Government of India website www.ncbc.nic.in. Only the candidates falling in this list may mention OBC in the Category Column. State list OBC candidates who are not in OBC-NCL (Central List) must choose General/Unreserved.*

****As per the OM No. 20013/01/2018-BC-II dated 17 January 2019, issued by the Ministry of Social Justice and Empowerment and the OM No. 12-4/2019-U1 dated 17.01.2019 of MoE (then MHRD) Department of Higher Education regarding the implementation of reservation for Economically Weaker Section (EWS) for admission in Central Educational Institutions.**

Instructions for filling online Application Form

- i) The list of examination cities where the examination will be held may be seen at **Appendix-I**.
- ii) Candidates are requested to fill in the Application Form carefully. Corrections in only certain fields will be permitted during the correction window which will be notified at a later stage.
- iii) **Multiple Application Forms submitted by a candidate will not be accepted and will lead to the cancellation of his/her result.**
- iv) The fee can be submitted only online through Net Banking/Credit Card/Debit Card/UPI. Processing charges and GST as applicable are chargeable from the candidate (in addition to the examination fee) by the concerned Bank/Payment Gateway Integrator. For details/procedure, please see **Appendix-II**.
- v) The Confirmation Page of the online Application Form will be generated only after the successful payment of the fee by the Candidate. In case the Confirmation Page is not generated after payment of the fee, then the candidate may have to approach the concerned Bank/Payment Gateway (in the helpline numbers and email given in **Appendix - II**) to ensure the successful payment or to obtain the refund of duplicate /multiple payments.
- vi) The candidates must carefully read the Instructions (including how to fill up the Application Form online) given in the Information Bulletin available on the NTA Website. Candidates not complying with the instructions shall be summarily disqualified.
- vii) The candidates should apply for **JIPMAT- 2026 through the “Online” mode only**. The Application Form **in any other mode shall not be accepted**.
- viii) Submission of the Application Form should be made by the candidate online through the NTA website: <https://exams.nta.nic.in/jipmat/>
- ix) Download the **Information Bulletin** and read carefully to ensure your eligibility.

x) NTA will not entertain the corrections sent by the candidate through Post/Fax/WhatsApp/E-mail/by Hand.

Step 1: Registration Form:

Register for the Online Application Form and note down the system-generated Application Number. The candidate should provide the required details while filling the Online Application Form and he/she is also required to create PASSWORD and choose Security Question and enter his/her Answer. After successful submission of the personal details, an Application Number will be generated and it will be used to complete the remaining Steps of the Application Form and will also be required for all future reference/correspondence. The generated Application Number will be used/referred for JIPMAT-2026. For subsequent logins, the candidate will be able to login directly with the respective system generated Application Number and created Password by him/herself.

Step 2: Application Form:

The Candidates can log in with the system-generated Application Number and pre-created Password for completing the Application Form including filling up personal details, educational qualification, university/ programme selection, test paper details, choosing the Examination Cities, providing the details of educational qualifications and uploading the images and documents (if any).

Upload Scanned/ JPG/ JPEG Images of the Candidate's Photograph, Signature and disability/ UDID certificate

1. Photograph:

- i) The candidate will have to upload his/her live photograph at the time of filling of the application form and will also have to upload his/her recent Scanned passport size photograph which should be in colour with 80% face (*including ears, without a mask*) against white background.
- ii) Size of the photograph should be between 10 kb to 200 kb and in JPG/JPEG format (clearly legible).

2. Signature:

Signature file should be JPG/JPEG format (clearly legible) between 10 kb to 50 kb.

3. Disability/UDID Certificate:

Scanned copy of Disability/UDID certificate should be a pdf between 50 kb to 300 kb (clearly legible).

4. Identity Proof:

Scanned copy of Identity Proof (for those candidates who will verify their identities through methods other than Aadhaar or DigiLocker) should be in format JPG/JPEG between 10 kb to 200 kb (clearly legible).

Note: -

NTA reserves the right for verification of the candidate's details and photographs. Candidates are advised to update their details on Aadhaar Card with their recent Photograph, Name, Date of Birth, Gender, Address etc. (for updation in Aadhaar, please follow UIDAI Guidelines).

For capturing Live Photograph, candidates should switch on their camera or connect their webcam to the device used for filling the Application Form. If your device does not support a webcam, QR code on the right can be scanned by the candidate using a mobile device/tablet etc. Candidates should ensure

there is a light-colored background with proper lighting, and 80% face visibility (including ears, without a mask).

For PwD/PwBD candidates, the details of the UDID Card as uploaded will be verified from UDID portal of the Department of Empowerment of Persons with Disabilities (DePwD). Those who do not have UDID Card should upload Disability Certificate in the proper format and the same may be verified by NTA from the issuing authority.

The Candidate has to upload his/ her own photograph, signature, and certificate(s) as mentioned above (and not of anybody else) in a correct/proper manner. In case, it is found at any time in the future that the Candidate has used/uploaded the photograph, signature, and certificate(s) of someone else in his/her Application Form/admit card, or he/she has tampered his/her Admit Card/Result/Scorecard, these acts of the candidate shall be treated as Unfair Means (UFM) Practices and treated with the suitable actions as contemplated under the provisions of the Information Bulletin relating to Unfair Means Practices.

Step 3: Fee Payment:

After completing Step 1 and Step 2, the candidates have to pay the requisite examination fees. The fees can be paid only through online mode using Net Banking, Credit Card, Debit Card and UPI. Processing charges and GST as applicable are chargeable to the candidates (in addition to the examination fees) by the concerned Bank/Payment Gateway Integrator. After successful payment, candidate will be able to print the Confirmation Page.

In case the Confirmation Page is not generated after payment of fee then the transaction is cancelled and the candidates have to approach the concerned bank for refund of amount. However, the candidate has to make another payment/transaction, in case the Confirmation Page is not generated. Any such cases of multiple payments (if any), will be reconciled by the NTA after the declaration of final result and will be refunded to the concerned candidates.

Note: No request for refund of fee once remitted by the candidate will be entertained by NTA under any circumstances.

Step 4: Confirmation Page:

- i) All 3 Steps can be done together or at separate timings. The submission of the Application of a candidate could be considered as successful and his/her candidature would be confirmed only on the successful transaction/receipt of the prescribed application fee from him/her.
- ii) **Download, save and print a copy of the Confirmation Page of the Application Form** (which would be downloadable only after the successful remittance of the fee) for future reference.

Important Instruction about PASSWORD:

During online form filling, the candidate will be required to choose PASSWORD and Security Question and its Answer. The candidate is advised to record/remember his/her password for all future logins.

For subsequent logins, the candidate will be able to login directly with his/her respective system generated Application Number and the chosen Password.

The candidate is advised not to disclose or share his/her password with anybody. Neither NTA nor NIC will be responsible for the violation or misuse of the password of a candidate.

Candidates can change their passwords after login, if desired.

Candidates should remember to log out at the end of their session so that the particulars of the candidate cannot be tampered with or modified by unauthorized persons.

The Password must be created as per the following policy:

Password must be 8 to 13 characters long.

Password must have at least one Upper case alphabet.

Password must have at least one Lower case alphabet.

Password must have at least one numeric value.

Password must have at least one special character (!@#\$%^&*-.)

How to reset your Password: The following options are available to reset Password

Using Security Question and its Answer you have chosen during Form filling.

Using a verification code sent via text message (SMS) to your Registered Mobile No.

Using a reset link sent via Email to your Registered Email address.

The Application Number printed on the computer-generated Confirmation Page must be mentioned in all such correspondences. It is therefore essential to note down the application number printed on the Confirmation Page.

General Instruction to the Candidate:

- i. Candidate shall ensure that the information entered by them in their respective online Application Form is correct.
- ii. Information provided by the candidates in their respective online Application Forms, like the Name of the Candidate, Contact Details, Address Details, Category, Gender, PwD/PwBD Status, Educational Qualification Details, Date of Birth, Choice of Exam cities, etc. will be treated as final. Any request for change in such particulars will not be considered by NTA under any circumstances.
- iii. All candidates must ensure that they have provided the correct e-mail address and mobile number.
- iv. Candidates must ensure that their email address and mobile number to be registered in their online Application Form are their own, as relevant/important information/ communication will be sent by NTA through e-mail on the registered mail address and/or through SMS on the registered mobile number only. NTA shall not be responsible for any non-communication /miscommunication with a candidate in the email address or mobile number given by him/her other than his/her own.
- v. All Candidates shall ensure that the information (like his/her name, mother's name, father's name, gender, date of birth, category, PwD/PwBD status, mobile number, e-mail address, photograph, and signature, choice of cities for examination Centre, etc.) provided by them in their online Application Form is correct. Candidates are advised to exercise the utmost care in filling up the correct details in the Online Application Form. Any request for change in the particulars and uploaded scanned images at any stage will not be considered by NTA under any circumstances. NTA will not entertain the corrections sent by the candidate through Post/Fax/WhatsApp/E- mail/by Hand.
- vi. NTA does not edit/modify/alter any information entered by the candidates after completion of the application process under any circumstances. Any request for change in information thereafter will not be entertained. Therefore, candidates are advised to exercise utmost caution before filling up the correct details in the Application Form.
- vii. NTA disclaims any liability that may arise to a candidate(s) due to incorrect information provided by him/her in his/her online Application Form.
- viii. Candidates are advised to visit the NTA Website (<https://exams.nta.nic.in/jipmat/>) and check their e-mails regularly for the latest updates.

- ix. The entire application process for JIPMAT - 2026 is online, including uploading of scanned images/documents, payment of fees, and printing of Confirmation Page, Admit Card, etc. Therefore, candidates are not required to send/submit any document(s) including the Confirmation Page to NTA through Post/ Fax/WhatsApp/Email/by Hand.
- x. Usage of Data and Information: NTA/Government of India can use the data provided by the End Users (test taker in this case) for training, research and development, analysis, and other permissible purposes (s).
- xi. Candidates are advised to fill out only one Application Form and to take utmost care while filling out the mobile number and e-mail address. Candidates are also advised to use the mobile number and email address that are accessible to them (may be parent/ guardian). One mobile number and email address can be used for one Application Form only.

If the name has been changed due to events such as marriage, candidate must show the relevant document at the time of exam. Marriage Certificate/Divorce / Decree / Legal Name Change Document.

For any queries/ clarifications, candidates can also Email/call at the NTA Helpdesk:

Email ID	jipmat@nta.ac.in
Contact Number	011- 40759000 /69227700

JOINT INTEGRATED PROGRAMME IN MANAGEMENT ADMISSION TEST (JIPMAT) (IIM Bodh Gaya and IIM Jammu) FOR ACADEMIC SESSION 2026-2027

1. INTRODUCTION

1.1 ABOUT NATIONAL TESTING AGENCY (NTA)

The Ministry of Education (MoE), Government of India (GOI) has established the National Testing Agency (NTA) as an independent, autonomous, and self-sustained premier testing organization under the Societies Registration Act (1860) for conducting efficient, transparent and international standards tests in order to assess the competency of candidates for admissions to premier higher education institutions.

The National Testing Agency (NTA) has been entrusted by the Indian Institutes of Management (IIMs) Bodh Gaya and Jammu an autonomous body to conduct Joint Integrated Programme in Management Admission Test (JIPMAT) 2026-26.

Role of NTA is confined to allocating centres, issue of admit cards, admitting candidates to the exam, conducting the exam in the prescribed mode, display of answer keys and inviting challenges, finalizing the answer keys, processing the results and hosting the score card.

1.2 ABOUT INDIAN INSTITUTES OF MANAGEMENT (IIMs) BODH GAYA AND JAMMU

The Indian Institutes of Management have been the archetype of management schooling in India since their foundation after our independence in 1947. IIMs are perceived as the most prestigious and elite B-schools in India which lay emphasis on practical experience and critical thinking instead of rote learning and conventional academic schedule.

1.2.1 IIM Bodh Gaya

Building on the grand heritage of the IIM brand, IIM Bodh Gaya fosters a culture and curriculum whose sole purpose is to create socially responsible managers and emotionally mature leaders. A dynamic curriculum in consonance with academics and industry experts provides the students with the opportunities to master new skills and explore diverse perspectives. Apart from the conventional classroom setup, IIM Bodh Gaya lays emphasis on practical learning as students partake in case studies, sessions with industry experts, live projects, etc.

1.2.2 IIM Jammu

IIM Jammu envisages itself to position as one of the top business schools in India with global outlook embedded with regional and national focus and to be known as business school par excellence for outstanding value-based quality education high quality research, consultancy, and strong corporate as well as international linkages. Its vision is to develop leaders and entrepreneurs who can perform globally to make a valuable difference to the inclusive society and corporate world.

1.2.3 Academic Programmes offered

- Master of Business Administration (MBA)
- Ph.D. Program in Management
- Integrated Program in Management (IPM)

Both the IIMs plan to conduct a national level admission test, Joint Integrated Programme in Management Admission Test (JIPMAT), and they have approached NTA to conduct it.

1.3 INDIAN INSTITUTES OF MANAGEMENT (IIMs) BODH GAYA AND JAMMU JOINT INTEGRATED PROGRAMME IN MANAGEMENT ADMISSION TEST (JIPMAT) 2026

1.3.1 The five-year Integrated Programme in Management (IPM) is a unique and creative programme meant for young students with managerial and leadership aspirations.

1.3.2 It aims at producing contextually relevant, socially-conscious managers and leaders with a foundation of world class education in social sciences followed by management education.

1.3.3 The IPM will enable students to demonstrate:

- Language skills
- Oral communication skills
- Knowledge of foundational subjects for management studies
- An awareness of ethical understanding
- Physical well-being

2. EXAMINATION SCHEME

2.1 MODE OF EXAMINATION

JIPMAT - 2026 will be conducted in Computer Based Test (CBT) mode only.

2.2 Medium of Question Paper:

The medium of **Question Paper shall be in English only.**

2.3 PATTERN OF EXAMINATION

The Paper comprises Multiple Choice Questions (MCQs) in the following areas:

Type of questions (MCQ)	Total no. of Qns.	Marks per Qns.	Total Marks
Quantitative Aptitude	33	4	132
Data Interpretation and Logical Reasoning	33	4	132
Verbal Ability & Reading Comprehension	34	4	136
Total	100		400

2.4 EXAMINATION SCHEDULE:

Date of Examination	07 June 2026
Mode of Examination	Computer Based Test (CBT) mode
Timing of Examination	03:00 PM to 5:30 PM
Duration of Examination	150 minutes

*Note – *Compensatory time for PwD/PwBD Candidates of 20 minutes for a one-hour Examination will be given to those who are eligible for Scribe.*

2.5 SYLLABUS

Section A: Quantitative Aptitude

Questions will be asked to test the understanding and application of various concepts up to class 10 Mathematics.

Section B: Data Interpretation and Logical Reasoning

Data Interpretation - Questions will be asked to test the ability to interpret from the given dataset.

Logical Reasoning - Questions will be asked to test the reasoning ability.

Section C: Verbal Ability and Reading Comprehension

Verbal Ability - Questions will be asked to test the basic understanding of English language.

Reading Comprehension - Questions will be asked to test the ability to comprehend, interpret and infer from the given passage.

2.6 MARKING SCHEME:

- Each question carries 04 (four) marks.
- For each correct response, candidate will get 04 (four) marks.
- One (01) mark will be deducted for a wrong answer.
- Un-answered/un-attempted will be given no marks.
- To answer a question, the candidate needs to choose one option as correct option.
- However, after the process of Challenges of the Answer Key, in case there are multiple correct options or change in key, only those candidates who have attempted it correctly as per the revised Answer key will be awarded marks.
- In case a Question is dropped due to some technical error, full marks shall be given to all the candidates irrespective of the fact who have attempted it or not.

3. ELIGIBILITY CRITERIA FOR JOINT INTEGRATED PROGRAMME IN MANAGEMENT ADMISSION TEST (JIPMAT) 2026

3.1 ELIGIBILITY REQUIREMENTS:

- a) Candidates should have passed 10+2/XII/HSC examination in arts/commerce/science stream or equivalent in the year 2024, 2025 or is appearing in 2026. The candidate must have passed class 10th examination in the year not before 2022. The IIMs (Bodh Gaya and Jammu) may have different eligibility requirements; the candidates are required to refer to the website of IIM Bodh Gaya and IIM Jammu for this.
- b) The percentage of marks obtained by the candidate in 10th and 12th standard would be calculated based on the Board's regulation. If there is no such regulation regarding aggregate marks from the concerned board, then the aggregate marks of all the subjects that appear in the grade sheet should be considered for calculating the passing percentage.

3.2 LIST OF EXAMINATIONS EQUIVALENT TO 10+2:

- a) Plus, two-level examination in the 10+2 pattern of Senior Secondary education of any recognized Central/State Board, such as Central Board of Secondary Education and Council for Indian School Certificate Examination or State Boards of Secondary Education.
- b) Intermediate or two-year Pre-University Examination conducted by a recognized Board/ University.
- c) Senior Secondary School Examination conducted by National Institute of Open Schooling (NIOS) as well as State Board of Open Schooling with a minimum of five subjects including English as one of the Subjects.

4. RESERVATIONS

Indian nationals belonging to certain categories (OBC-NCL, Gen-EWS, SC, ST, PwD/PwBD) are admitted under the seats reserved for them in accordance with the rules prescribed by the Government of India.

4.1 FOR CANDIDATES CLAIMING TO THE GEN-EWS CATEGORY

Gen-EWS, SC, ST, OBC, and PwD/PwBD candidates will be required to produce the original certificate as per prescribed formats issued by the competent authority at the time of the admission process failing which they will not be considered for admission.

4.2 FOR OCI/PIO CANDIDATES

As per Judgement dated Feb 3, 2023, passed by the Hon'ble Supreme Court of India in WP (C) 891/2021, the OCI candidates who have registered for OCI/PIO before 4/Mar/2021 will be considered for the seats allocated to the Indian citizens candidates (in General category only).

4.3 PROVISIONS RELATING TO PERSONS WITH DISABILITY (PWD) / PERSONS WITH BENCHMARK DISABILITY (PwBD):

4.3.1 The Rights of Persons with Disabilities Act, 2016:

The Gazette of India, Extraordinary Part-II Section 1, Ministry of Law and Justice (Legislative Department) New Delhi dated 28 December 2016 on "The Rights of Persons with Disabilities Act, 2016. The relevant paragraphs of the above Gazette Notification for consideration are as under: -

Para 2(r), "persons with benchmark disabilities" means a person with not less than forty percent (40%) of a specified disability where specified disability has not been defined in measurable terms and includes a person with disability where specified disability has been defined in measurable terms, as certified by the certifying authority.

Para 2 (s) "Persons with Disability (PwD)" means a person with long term physical, mental, intellectual, or sensory impairment which, in interaction with barriers, hinders his full and effective participation in society equally with others.

Para 2 (zc) "specified disability" means the disabilities as specified in the schedule (Appendix-IV)

4.3.2 Office Memorandum dated 29 August 2018:

Ministry of Social Justice & Empowerment, Govt. of India, Office Memorandum No. F. No. 34- 02/2015-DD-III dated 29 August 2018 for conducting written examination for persons with specified disabilities covered under the definition of Section 2(r) of the RPwD Act, 2016. The relevant paragraphs of the above Office Memorandum for consideration are as under: -

Para IV. The facility of Scribe/Reader/Lab Assistant should be allowed to any person with benchmark disability as defined under section 2(r) of the RPwD Act, 2016 and has limitation in writing including that of speed if so desired by him/her.

In case of persons with benchmark disabilities in the category of blindness, locomotor disability (both arms affected-BA) and cerebral palsy, the facility of scribe/reader/lab assistant shall be given, if so desired by the person.

In case of other category of persons with benchmark disabilities, the provision of scribe/reader/lab assistant can be allowed on production of a certificate to the effect that person concerned has physical limitation to write, and scribe is essential to write examination on his behalf, from the Chief Medical Officer/Civil Surgeon/Medical Superintendent of a Government health care institution as per proforma at Appendix - V.

In case the candidate is allowed to bring his own scribe, the qualification of the scribe should be one step below the qualification of the candidate taking examination. The person opting for own scribe should submit details of the own scribe as per proforma at Appendix-VII.

4.3.3 Office Memorandum dated 10 August 2022:

Ministry of Social Justice & Empowerment, Govt. of India, Office Memorandum No F. No. 29-6/2019-DD-III dated 10 August 2022 for conducting written examination for persons with specified disabilities covered under the definition of Section 2(s) of the RPwD Act, 2016 but not covered under the definition of Section 2(r) of the said Act, i.e. person having less than 40% disability and having difficulty in writing. The relevant paragraphs of the above Office Memorandum for consideration are as under: -

Para 3 (b) The facility of scribe and/or compensatory time shall be granted solely to those having difficulty in writing subject to production of a certificate to the effect that person concerned has limitation to write

and that scribe is essential to write examination on his/her behalf from the competent medical authority of a Government healthcare institution as per proforma at **Appendix-VI**.

Para 3 (c) The medical authority for the purpose of certification as mentioned above should be a multi-member authority comprising the following: -

- i. Chief Medical officer/Civil Surgeon /Chief District Medical Officer, Chairperson
- ii. Orthopaedic/PMR specialist
- iii. Neurologist, if available*
- iv. Clinical Psychologist/Rehabilitation Psychologist/ Psychiatrist/Special Educator
Occupational therapist, if available*
- v. Any other expert based on the condition of the candidate as may be nominated by the Chairperson.

(* the Chief Medical Officer/Civil Surgeon/Chief District Medical Officer may make full efforts for inclusion of neurologists, occupational therapist from the nearest District or the Medical College/Institute, if the same is not available in the district)”

The candidate should fill up the details of scribe as per undertaking proforma at **Appendix-VII**.

4.4 SCRIBE AND COMPENSATORY TIME

1. The candidate should have the discretion of opting for his own scribe / reader / lab assistant or request the Examination Body for the same. The examining body may also identify the scribe / reader / lab assistant to make panels at the District / Division / State level as per the requirements of the examination. In such instances the candidates should be allowed to meet the scribe two days before the examinations so that the candidates get a chance to check and verify whether the scribe is suitable or not.
2. The word “extra time or additional time” that is being currently used should be changed to “compensatory time” and the same should not be less than 20 minutes per hour of examination for persons who are allowed use of scribe / reader / lab assistant. All the candidates with benchmark disabilities who are eligible for availing the facility of scribe in terms of guidelines vide **para IV of Para 4.3.2** above may be allowed additional time of minimum of one hour for examination of 3 hours duration whether they use the facility of scribe or not. In case the duration of the examination is less than an hour, then the duration of additional time should be allowed on pro-rata basis. Additional time should not be less than 5 minutes and should be in the multiple of 5”.

Note -

- ❖ Both the guidelines i.e. dated 29 August 2018 (for PwBDs) and dated 10 August 2022 (for PwDs) have other important aspects such as allowing use of assistive devices, proper seating arrangement, accessibility of examination centres etc. which will be followed. The scribe will help the Candidate in reading the questions and / or keying in the answers as per the directions of the Candidate. A scribe will NEITHER explain the questions NOR suggest any solution to the Candidate.
- ❖ It is to be noted that the Scribe will be provided by the National Testing Agency (NTA), if requested by the Candidate. If it is found at any stage that a candidate has availed the services of a scribe and/or availed the compensatory time but does not possess the extent of disability that warrants the use of a scribe and/or grant of compensatory time, the candidate will be excluded from the process of evaluation, ranking, counselling and admission. In case such a candidate has already been admitted to any Institution, the admission of the candidate will be cancelled.
- ❖ Physical Disability certificate/Unique Disability Identification (UDID)) issued by the notified medical authority needs to be uploaded in the Online Application Form of JIPMAT- 2026.

- ❖ The NTA does not guarantee any change in the category or sub-category (PwD/PwBD status) after the submission of the Online Application Form, and in any case, no change will be entertained by NTA after the declaration of NTA Score for JIPMAT- 2026. The category/sub-category (PwD/PwBD status) entered in the JIPMAT-2026 Database by the candidate will be used as final. Therefore, the candidates are advised to fill in the category/sub-category column very carefully.
- ❖ The extent of “specified disability” in a person shall be assessed in accordance with the “Guidelines for the purpose of assessing the extent of specified disability in a person included under the Rights of Persons with Disabilities Act, 2016.
- ❖ Candidates must note that the benefit of reservation will be given to them subject to verification of documents. If it is discovered at any stage that a candidate has used a false/fake/incorrect document or has furnished false, incorrect or incomplete information, in order to avail the benefit of reservation, then such a candidate shall be excluded from all admission processes. In case such a candidate has already been given admission, the admission shall stand cancelled.
- ❖ In the case of the Institutes run/aided/recognized by State Governments, the reservation policy of the respective State Governments shall be applicable

5. CHOICE OF CITIES FOR EXAM CENTRE

The Cities where the JIPMAT- 2026 shall be conducted are given in **Appendix -I**. While filling up the Online Application Form, candidates can select maximum four Convenient Cities from **Appendix - I** as their Choice of Cities for the exam Centre in order of their priority. Choice of Centre Cities will be limited to **the State of Permanent Address or State of Present Address** only and in certain cases, only one option may also be available based on the address criteria.

In case, there are very few candidates from a City, the NTA reserves the right to merge one, two or more cities.

In case of foreign candidates also, Choice of Cities will be based on their Present and Permanent address from **Appendix -I** for the exam Centre in order of their priority.

For convenience, the candidates may select their own city or neighbouring cities in their State of Residence or permanent address only. NTA will not be responsible for any inconvenience due to the incorrect selection of cities by the candidates.

Though every effort will be made to allot a Centre in one of the cities selected by the candidate in online application form, the NTA reserves the right to allot a Centre in a city other than the candidate's choice due to administrative/logistic reasons.

The decision of the NTA regarding the allotment of the City/Centre shall be final. No further correspondence or request shall be entertained in such a case.

Note:

All efforts will be made by NTA to consider the comfort and convenience of candidates, including PwD/ PwBD Candidates while allotting Centres.

6. IMPORTANT INSTRUCTIONS FOR THE CANDIDATES

- 6.1 Candidates are advised to verify the location of the test venue, a day in advance so that they do not face any problem on the day of the test.
- 6.2 Candidates shall appear at their own cost at the Examination Centre on the date, shift, and time indicated on their Admit Cards issued by the NTA in due course through its Website.
- 6.3 Candidates are advised to report at the Examination Center well in time i.e. 02 hours before the commencement of the examination.
- 6.4 Candidates should take their seats immediately after the opening of the Examination Hall. If the candidates do not report in time due to any reason i.e. traffic jam, train/bus delay, etc, they are likely to miss some of the important instructions to be announced in the Examination Rooms/Halls. The NTA shall not be responsible for any delay.
- 6.5 The candidate must show, on-demand, the Admit Card downloaded/printed from the NTA website for admission in the examination room/hall. The Test Centre Staff on duty is authorized to verify the identity of candidates and may take steps to verify and confirm the identity credentials. A candidate who does not possess a valid Admit Card and authorized Photo ID shall not be permitted to take the examination under any circumstances by the Centre Superintendent.
- 6.6 A seat indicating Roll Number will be allotted to each candidate. Candidates should find and sit in their allocated seats only. In case a candidate ventures to change his/her seat and does not sit on the seat allotted to him/her could face cancellation of candidature. No plea would be entertained in this regard.
- 6.7 The candidate should ensure that the Question Paper available on the computer is as per his/her opted subject indicated in the Admit Card. In case, the subject of the Question Paper is other than his/her opted subject, the same may be brought to the notice of the Invigilator concerned immediately.
- 6.8 The candidates may approach the Centre Superintendent/Invigilator in the room for any technical assistance, first aid emergency, or any other information during the course of the examination. For any queries or issues regarding the Test, the candidates may contact on Helpline Numbers available on the NTA website.
- 6.9 For any queries or issues regarding the Computer Based Test, the candidates may contact on Helpline Numbers available on the JIPMAT website.
- 6.10 In case a candidate, by furnishing false information, his / her candidature will be cancelled and his / her result will not be declared.
- 6.11 For those who are unable to appear on the scheduled date of the test for any reason, a re-test shall not be held by the NTA under any circumstances.
- 6.12 Candidates are NOT allowed to carry Instruments, Geometry or Pencil box, Handbag, Purse, any kind of Paper/ Stationery/ Textual material (printed or written material), Eatables and Water (loose or packed), Mobile Phone/ Earphone/ Microphone/ Pager, Calculator, DocuPen, Slide Rules, Log Tables, Camera, Tape Recorder, Electronic Watches with facilities of calculator, any metallic item or electronic gadgets/ devices in the Examination Hall/Room.
- 6.13 Candidates are requested to retain a copy of the Confirmation Page, Admit Card, and Scorecard of the JIPMAT-2026.

Note:

Candidates shall appear at their own cost at the Centre on the Date and Shift as indicated in their Admit Card issued by the NTA. Under no circumstances the choice of cities for the Centre and shift provided in the Admit Card shall be changed.

Candidates MUST carry the following documents on the day of examination at the test centre. In the absence of these documents, candidates will not be allowed to sit for the examination.

- i) Print copy of Admit Card along with Self Declaration (Undertaking) downloaded from the NTA Website (a clear printout on A4 size paper) duly filled in.
- ii) One passport size photograph (same as uploaded on the Online Application Form) for pasting on the specific space in the Attendance Sheet at Centre during the examination.
- iii) Any one of the authorized photo IDs (must be original, valid, and non-expired) – School Identity Card/ PAN card/ Passport/ Aadhaar Card (With photograph)/E-Aadhaar with photograph/ Class 12 Board Admit Card with photograph/ Bank Passbook with Photograph.
- iv) PwD/PwBD certificate issued by the authorized medical officer, if claiming the relaxation under PwD/PwBD category or PwD/PwBD Certificate regarding physical limitation in an examination to write as per Annexures given in Information Bulletin, if claiming the relaxation under PwD/PwBD category.
- v) A simple transparent Ball Point Pen.

Rough work and Handing over of the Rough sheets

All calculations/writing work is to be done only in the Rough Sheet provided at the Test Centre in the Examination Room/Hall and on completion of the test, candidates must hand over the Rough Sheets to the Invigilator on duty in the Room/Hall.

Candidate must write their Names and Application Number on the top of each Rough Sheet provided to him/her during the Examination. In case candidates are found swapping the rough sheets, they will be considered as UFM and appropriate action will be taken as per relevant clauses of UFM.

The rough sheets provided to the candidate will be collected by the invigilator and destroyed by shredding after the conduct of Examination.

Note:

Candidates shall appear at their own cost at the Centre on the Date, Shift and Time as indicated in their Admit Card issued by the NTA. Under no circumstances the choice of cities for the Centre and shift provided in the Admit Card shall be changed.

Candidates are advised to update their details on Aadhaar Card with their recent Photograph, Name, Date of Birth, Gender, Address etc. (for updation in Aadhaar, please follow UIDAI Guidelines) for verification at the Examination Centre.

7. ADMIT CARD

The Admit Card would be issued provisionally to the candidates through the NTA website: <https://exams.nta.nic.in/jipmat/> subject to the fulfillment of the eligibility conditions and receipt of the prescribed application fee by NTA.

The candidate has to download the Admit Card from the NTA website. The candidate will appear in the examination at the given Centre on the date and shift/timing as indicated in his/her Admit Card.

No candidate will be allowed to appear at the examination Centre, on the date and shift/time other than that allotted to him/her in his/her Admit Card.

In case a candidate is unable to download his/ her Admit Card from the website, he/ she should approach the NTA Help Line Number: 011-40759000 between 10.00 A.M. to 05.00 P.M.

The candidates are advised to read the instructions on the Admit Card carefully and strictly follow them during the examination.

In case of any discrepancy in the particulars of the candidate or his/her photograph and signature shown in the Admit Card and Confirmation Page, the candidate may immediately **approach the NTA Help Line between 10.00 A.M. and 5.00 P.M. In such a case, the candidate would appear in the examination with the already downloaded Admit Card. However, NTA will take necessary action to make corrections in the record later.**

The date of downloading the Admit Card for the exam will be announced on the NTA website <https://exams.nta.nic.in/jipmat/>

Note:

- i) Any candidate reporting at the centre after the gate closing time will not be permitted to appear for the Examination and any act of forceful entry or any representation/argument with the exam functionaries will lead to consideration of the act by the candidate as UFM.
- ii) The Candidates may please note that Admit Cards will not be sent by post.
- iii) In no case, the duplicate Admit Card for JIPMAT- 2026 be issued at the Examination Centres.
- iv) The candidates must not mutilate the Admit Card or change any entry made therein. Any intentional act to bring in any change or tampering of Admit Card if noticed, will be considered as UFM.
- v) Candidates are advised to preserve their Admit Cards in good condition for future reference.
- vi) No Admit Card shall be issued to the candidates whose applications are found to be incomplete for any reasons (including indistinct/ doubtful photographs/unsigned Applications) or who do not fulfill the eligibility criteria for the examination.
- vii) Issue of Admit Cards, however, shall not necessarily mean acceptance of eligibility which shall be further scrutinized at subsequent stages of the admission process by the University/Institution.
- viii) The candidates are advised to check their registered Email ID's regularly and reply to any clarification sought by NTA during the entire cycle of Examination.

Candidates are advised to carry only the following items with them into the examination venue:

- i) Print copy of Admit card along with Self Declaration (Undertaking) downloaded from the NTA Website (a clear printout on A4 size paper) duly filled in
- ii) A simple transparent Ball Point Pen
- iii) Additional photograph (same as uploaded on the Online Application Form) to be pasted on the attendance sheet in the Examination Room/ Hall.
- iv) Any one of the authorized photo IDs (must be original, valid, and non-expired) – School Identity Card/ PAN card/ Passport/ Aadhaar Card (With photograph)/E-Aadhaar with photograph/ Class 12 Board Admit Card with photograph/ Bank Passbook with Photograph.
- v) PwD/PwBD certificate issued by the authorized medical officer, if claiming the relaxation under the PwD/PwBD category
- vi) Sugar tablets/fruits (like banana/apple/orange) in case the candidate is diabetic.

8. Computer Based Test (CBT) Guidelines

The CBT Guidelines are provided at **APPENDIX -III**. Please read them carefully and practice the same through Mock Test.

9. CAUTION NOTICE & NON-DISCLOSURE AGREEMENT (INDIA)

9.1 CAUTION NOTICE

- a) Candidates are advised to refer to Joint Integrated Programme in Management Admission Test (JIPMAT) – 2026 website <https://exams.nta.nic.in/jipmat/> for authentic information and periodic updates about JIPMAT 2026
- b) Candidates are advised to be careful about any wrong information/false claim of any person or institute regarding Joint Integrated Programme in Management Admission Test (JIPMAT) - 2026 Examination or securing a seat on the basis of its Result.
- c) Candidates are advised to bring any such information to the notice of NTA through e-mail on jipmat@nta.ac.in

9.2 NON-DISCLOSURE AGREEMENT (NDA)

- a) Joint Integrated Programme in Management Admission Test (JIPMAT) – 2026 is a proprietary Examination and is conducted by NTA on behalf of IIM Bodh Gaya & IIM Jammu, Ministry of Education. The contents of this exam are confidential, proprietary and are owned by NTA/IIM Bodh Gaya & IIM Jammu and explicitly prohibits the candidate from publishing, reproducing or transmitting any or some contents of this test, in whole or in part, in any form or by any means, verbal or written, electronic or mechanical or for any purpose.
- b) By registering for and /or appearing in Joint Integrated Programme in Management Admission Test (JIPMAT) – 2026, the candidate explicitly agrees to the above Non-Disclosure Agreement and general terms of use for Joint Integrated Programme in Management Admission Test (JIPMAT) – 2026 as contained in this Information Bulletin & JIPMAT website <https://exams.nta.nic.in/jipmat/>
- c) Violation of any act or breach of the same shall be liable for penal action and cancellation of the candidature at the bare threshold.

10. UNFAIR MEANS PRACTICES AND BREACH OF EXAMINATION RULES

10.1 DEFINITION

Unfair Means Practice is an activity that allows a candidate to gain an unfair advantage over other candidates. It refers to any actions or behaviour by a candidate that violate Examination rules and compromise the integrity, fairness, or confidentiality of the Exam. It includes, but is not limited to

- a) Being in possession/use of any item or article in the Exam Hall which has been prohibited or can be used for unfair practices, including any stationery item, communication device, Mobile Phone, Bluetooth device, smartwatch, calculator, electronic device, accessories, any items restricted by the Examination Agency or any other material or information relevant or not relevant to the Examination in the paper concerned.
- b) Engaging someone to write an Examination (impersonation) or preparing material for copying.
- c) Assisting other candidates to engage in malpractices, giving or receiving assistance of any kind directly or indirectly or attempting to do so.
- d) Contacting or communicating or trying to do so with any person, other than the Examination Staff, during the Examination time in the Examination Centre.
- e) Peeping and interacting, talking, whispering, cheating, writing on hands/desks, assisting others during the Exam.
- f) Passing answers or communicating through hand signals or gestures, looking at another student's screen.
- g) Threatening any of the officials connected with the conduct of the Examination or threatening any of the candidates.
- h) Using or attempting to use any other undesirable method or means in connection with the Examination.
- i) Manipulation, Locking and fabrication of online or Physical documents/Certificates viz. Admit Card, Self- Declaration, score card, Aadhaar Card or any certificates/documents issued by any Government authority etc.
- j) Forceful entry /exit from Examination Centre/Hall beyond the specified time.
- k) Use or attempt to use of any electronic device after entering the Examination Centre.
- l) Affixing/uploading of wrong/morphed photographs/signatures on the Application Form/Admit Card/ Proforma.
- m) Passing on the rough paper with scribbling.
- n) Trying to hack the system, possession/use of USBs, hacking tools, cheating through Screen recording, taking photos/screenshots, Bluetooth devices, logging in with another person's credentials or fake ID, trying to hack the test software, tampering, pausing or altering test timer, sharing or leaking digital copies of questions.
- o) Creating obstacles in the smooth and fair conduct of the Examination.
- p) Fidgeting and looking here and there.
- q) In possession of bits of written/ printed paper.
- r) Any candidate with more than one Application Number (more than one SCORE CARDS) will be treated as UFM, even if found at a later stage, and strict action will be taken against that Candidate.
- s) Producing/uploading manipulated Disability Certificate/ Medical Certificate or Documents.
- t) Breaching Examination rules or any direction issued by NTA in connection with Examination from time to time.
- u) Any other malpractices declared as Unfair Means by the NTA.
- v) An offence punishable under the Public Examinations (Prevention of Unfair Means) Act, 2024.

10.2 PUNISHMENT FOR USING UNFAIR MEANS PRACTICES

During the course of, before, or after the Examination if a candidate indulges in any of the above or similar practices, he/she shall be deemed to have used unfair practices and booked under the Unfair Means case UFM. A Committee will be constituted to review all UFM cases.

NTA reserves the right to take appropriate action as per the procedures & norms and punishment or punitive actions will be taken based on the nature of offence.

The candidate may be debarred up to 3 years in the future and shall also be liable for criminal action and /or any other action as deemed fit. No representation in this regard will be entertained by the NTA.

10.3 CANCELLATION OF RESULT

The result JIPMAT- 2026 of the candidate(s) who indulge in Unfair means Practices will be cancelled and will not be declared. Similarly, the result of those candidates who appear from the Centre other than the one allotted to them or allow another candidate/person to write the examination on his behalf will be cancelled. No plea will be entertained in this regard.

11. BARRED ITEMS

The candidates will be subjected to extensive and compulsory frisking before entering the Examination Centre with the help of highly sensitive metal detectors. The candidates are not allowed to carry the following items inside the Examination Centre under any circumstances.

- i) Any item like textual material (printed or written), bits of paper, Geometry/Pencil Box, Plastic Pouch, Calculator, Scale, Writing Pad, Pen Drives, Eraser, Calculator, Log Table, Electronic Pen/Scanner, etc.
- ii) Any communication device like Mobile Phone, Bluetooth, Earphones, Microphone, Pager, Health Band, etc.
- iii) Other items like Wallet, Goggles, Handbags, Belt, Cap, etc.
- iv) Any Watch/Wristwatch, Bracelet, Camera, etc.
- v) Any ornaments/metallic items.
- vi) Any food items opened or packed, water bottles, etc.
- vii) Any other item that could be used for unfair means, communication devices like a microchip, camera, Bluetooth device, etc.

No arrangement will be made at the Centres for keeping any articles/items belonging to the candidates. The candidates wearing articles or objects of faith (customary/ cultural/ religious) should report at the examination centre atleast **two hours before the last reporting time** so that there is enough time for proper frisking without any inconvenience to the candidate while maintaining the sanctity of the examination. If upon screening, it is discovered that any candidate is actually carrying a suspected device within such an item of faith, he/ she may be asked not to take it into the examination hall.

12. ANSWER KEY CHALLENGE

12.1 DISPLAY OF RECORDED RESPONSES

The NTA will display the Responses recorded by the candidates during the exam on the NTA website (<https://exams.nta.nic.in/jipmat/>) prior to declaration of result. The recorded responses are likely to be displayed for two to three days.

12.2 DISPLAY OF PROVISIONAL ANSWER KEY FOR CHALLENGES

- 1) The NTA will display the Provisional Answer Key of the questions on the NTA website: (<https://exams.nta.nic.in/jipmat/>) with a Public Notice, issued to this effect on the said website, to provide an opportunity to the candidates to challenge the Provisional Answer Keys with a nonrefundable online payment of ₹ 200/- per question challenged as processing charges. The provisional Answer Keys are likely to be displayed for two to three days.
- 2) Only paid challenges made during the stipulated time through the key challenge link will be considered. Challenges without justification/evidence and those filed on any other medium other than the prescribed link will not be considered.
- 3) The NTA decision on the challenges shall be final and no further communication will be entertained. NTA will not inform the Candidates individually about the outcome of the challenges made.
- 4) The subject experts will examine all the challenges received and then a final answer key will be displayed and declared.
- 5) The result will be compiled based on the final answer key declared. No grievance with regard to answer key(s) after the declaration of result/NTA Score of JIPMAT - 2026 will be entertained

13. DECLARATION OF RESULTS

- 1) The result will be compiled based on Final Answer Keys and announced through the Website only in due course. No grievance with regard to Answer Key(s) after declaration of Result of Joint Integrated Programme in Management Admission Test (JIPMAT) – 2026 will be entertained. The raw (actual) marks obtained by a candidate will be considered further for computation of the Result of Joint Integrated Programme in Management Admission Test (JIPMAT) – 2026. The candidates download their Score Cards from the website: <https://exams.nta.nic.in/jipmat/> only.
- 2) After the declaration of the Result, the Joint Integrated Programme in Management Admission Test (JIPMAT) Score 2026 will be provided by NTA to IIM Bodh Gaya & IIM Jammu to conduct the further process for the admission to the Integrated Programme in Management.
- 3) Merit List: After evaluating all other parameters which includes Profile Rating based on 10th and 12th score, Gender Profile, or Personal Interview, IIMs will prepare their own final merit list.
- 4) For the number of seats in the IPM and Admission policy of IIM Bodh Gaya/ IIM Jammu, kindly refer to respective IIMs webpage.
- 5) There is no provision for rechecking/re-evaluation/re-totaling of the result/score and no query in this regard will be entertained.
- 6) **Validity of Result:** The validity of the result of the exam shall be only for the current admission year i.e. 2026-27 academic year and cannot be carried forwarded for the next session of admission.
- 7) The National Testing Agency (NTA) is an Examination conducting body and will provide Joint Integrated Programme in Management Admission Test (JIPMAT) Score 2026. The NTA does not collect the information regarding total number of seats available in the Institutions and reservation criteria followed by the Institutions.

13.1 RE-EVALUATION/RE-CHECKING OF RESULT

There shall be no re-evaluation/re-checking of result. No correspondence in this regard shall be entertained.

14 MISCELLANEOUS

14.1 CORRESPONDENCE WITH NTA

All the correspondence should be addressed by e-mail to NTA on jipmat@nta.ac.in the email query shall be addressed only if it is not anonymous and contains the name, Registration/Application No, postal address and contact number of the sender. An email containing vague or general queries and other queries as contained in the Information Bulletin shall not be entertained. Queries shall not be entertained from person claiming to be representatives, associates or officiates of the applicant candidate. The following information shall not be revealed by phone or email:

- a) Internal documentation/status.
- b) Internal decision-making process of NTA. Any claim/counter claim thereof.
- c) Dates & venue of internal meetings or name of the staff/officers dealing with it.
- d) Any information which in the opinion of NTA cannot be revealed.

14.2 WEEDING OUT RULES

The record of Joint Integrated Programme in Management Admission Test (JIPMAT) – 2026 would be preserved upto 90 days from the date of declaration of result.

14.3 LEGAL JURISDICTION

All disputes pertaining to the conduct of Joint Integrated Programme in Management Admission Test (JIPMAT) – 2026 Examination including Results shall fall within the **jurisdiction of Delhi/New Delhi** only. Further, any legal question arising out of the Examination shall be entertained only when raised within 30 days from the declaration of result.

The Director (Administration) of the NTA shall be the official by whose designation the NTA may sue or be sued.

14.4 RTI

Information uploaded on the website shall not be provided to the candidate or any other person under R.T.I. Act, 2005. The information uploaded on the website shall remain for a specific period only. Therefore, the candidates are advised to download the uploaded information and keep it with them for the future. In due course of examination or the midway of process, neither any application under the Right to Information Act, 2005 shall be entertained nor information will be provided.

APPENDICES

LIST OF CITIES OF JIPMAT 2026

Sr	State/UTs/Foreign Country	City Name	City Code
1	Andaman and Nicobar Islands	Port Blair	AN01
2	Andhra Pradesh	Guntur	AP01
3	Andhra Pradesh	Kurnool	AP10
4	Andhra Pradesh	Vijayawada	AP17
5	Andhra Pradesh	Visakhapatnam	AP18
6	Arunachal Pradesh	Itanagar	AL01
7	Assam	Guwahati	AM02
8	Bihar	Bhagalpur	BR02
9	Bihar	Darbhanga	BR08
10	Bihar	Gaya	BR05
11	Bihar	Munger	BR09
12	Bihar	Muzaffarpur	BR06
13	Bihar	Patna	BR07
14	Bihar	Saharsa	BR10
15	Chandigarh	Chandigarh/Mohali	CH01
16	Chhattisgarh	Bilaspur – Chhattisgarh	CG02
17	Daman & Diu	Daman	DD01
18	Dadra and Nagar Haveli	Silvassa	DN01
19	Delhi	Delhi/New Delhi/NCR	DL01
20	Goa	Panaji	GA01
21	Gujarat	Ahmedabad/Gandhinagar	GJ01
22	Gujarat	Rajkot	GJ10
23	Gujarat	Surat	GJ11
24	Gujarat	Vadodara	GJ12
25	Haryana	Faridabad	HR03
26	Haryana	Gurugram	HR04
27	Haryana	Hisar	HR05
28	Himachal Pradesh	Shimla	HP06
29	Jammu & Kashmir	Jammu	JK02
30	Jammu & Kashmir	Srinagar	JK04
31	Jharkhand	Bokaro	JH01
32	Jharkhand	Jamshedpur	JH03
33	Jharkhand	Ranchi	JH04
34	Karnataka	Bengaluru	KK04
35	Karnataka	Hubli–Dharwad	KK10
36	Karnataka	Mangaluru	KK12
37	Kerala	Kochi	KL20

Sr	State/UTs/Foreign Country	City Name	City Code
38	Kerala	Kozhikode	KL12
39	Kerala	Thiruvananthapuram	KL17
40	Lakshadweep	Kavaratti	LK01
41	Leh and Ladakh	Leh	LL01
42	Madhya Pradesh	Bhopal	MP03
43	Madhya Pradesh	Indore	MP07
44	Maharashtra	Chhatrapati Sambhaji Nagar (Aurangabad)	MR04
45	Maharashtra	Mumbai/ Navi Mumbai	MR16
46	Maharashtra	Nagpur	MR17
47	Maharashtra	Pune	MR22
48	Manipur	Imphal	MN01
49	Meghalaya	Shillong	MG01
50	MIZORAM	Aizawl	MZ01
51	Nagaland	Kohima	NL01
52	Odissa	Berhampur	OR07
53	Odissa	Bhubanesvar	OR04
54	Odissa	Cuttack	OR05
55	Odissa	Rourkela	OR08
56	Puducherry	Puducherry	PO01
57	Punjab	Amritsar	PB01
58	Punjab	Jalandhar	PB04
59	Punjab	Ludhiana	PB05
60	Punjab	Patiala	PB08
61	Rajasthan	Ajmer	RJ01
62	Rajasthan	Jaipur	RJ06
63	Rajasthan	Jodhpur	RJ07
64	Rajasthan	Kota	RJ08
65	Rajasthan	Udaipur	RJ11
66	Sikkim	Gangtok	SK01
67	Tamil Nadu	Chennai	TN01
68	Tamil Nadu	Coimbatore	TN02
69	Tamil Nadu	Madurai	TN08
70	Tamil Nadu	Tiruchirapalli	TN09
71	Telangana	Hyderabad	TL01
72	Telangana	Warangal	TL02
73	Tripura	Agartala	TA01
74	Uttar Pradesh	Agra	UP01
75	Uttar Pradesh	Ghaziabad	UP07
76	Uttar Pradesh	Kanpur	UP11
77	Uttar Pradesh	Lucknow	UP12
78	Uttar Pradesh	Noida	UP09

Sr	State/UTs/Foreign Country	City Name	City Code
79	Uttar Pradesh	Prayagraj	UP03
80	Uttar Pradesh	Varanasi	UP18
81	Uttarakhand	Dehradun	UK01
82	West Bengal	Durgapur	WB01
83	West Bengal	Kolkata	WB10
84	West Bengal	Siliguri	WB11
85	Bangladesh	Dhaka	ZZ01
86	Malaysia	Kuala Lumpur	ZZ02
87	Nepal	Kathmandu	ZZ03
88	Singapore	Singapore	ZZ04
89	Sri Lanka	Colombo	ZZ05
90	UAE	Dubai	ZZ06
91	Vietnam	Hanoi	ZZ07

PAYMENT OF EXAM FEE - PROCEDURE/ MODE / SERVICE PROVIDER(S) AND SERVICES CHARGES

Prescribed Examination Fee (please see the Information at a Glance) can be paid through any Bank/Payment Gateway in any Payment Mode mentioned below. The service / processing charges per transaction & GST applicable @ 18 % are to be paid by the candidate, except for payment made through debit card (Visa/Master):

S. No	Mode of Payment	CANARA BANK		UBI
1	Net Banking	Other Banks (Including Canara Bank)	Rs.13 + GST	Nil
		HDFC, ICICI, SBI, AXIS	Rs.17 + GST	
2	Debit Cards	Visa/Master	Transaction up to Rs.2000/- 0.40% + GST	Nil
			Transaction above Rs.2000/- 0.85% + GST	
		Rupay	NIL Charge	
3	Credit Cards	Domestic	1.10% + GST	Nil
4	Unified Payment Interface (UPI)	NIL Charge		Nil

If paying through Canara Bank:

Level	Name	Email ID
1	HelpDesk	pgsupport@billdesk.com; dssrosdel@canarabank.com; tmscodel@canarabank.com; cb0268@canarabank.com;
2	Complaint Management Services	pgsupport@billdesk.com; dssrosdel@canarabank.com; tmscodel@canarabank.com; cb0268@canarabank.com
3	Customer Care	pgsupport@billdesk.com; dssrosdel@canarabank.com; tmscodel@canarabank.com; cb0268@canarabank.com
4	ThroughSMS	---

If paying through Union Bank of India:

Level	Name	Email ID
1	Customer Care	pgsupport@billdesk.com
2		nodal@billdesk.com

NTA Helpdesk Contact details (incase the payment related issues are not resolved through the above-mentioned Helplines of the concerned Bank/Payment Gateway Interator):

Email: jipmat@nta.ac.in

Phone No.: 011-40759000 (09: 30 AM to 06:00 PM)

Procedure to raise payment related Grievance:

After (successful completion of Step-4, Confirmation Page of the Application Form, should be downloaded and a printout of the same may be retained for future reference. The Confirmation Page of the online Application Form could be generated **only after successful payment by the Candidate.**

In case the Confirmation Page is not generated after payment of prescribed Fee, then the candidate should approach the concerned Bank/Payment Gateway integrator (in the helpline number and email given in Appendix- I of the Information Bulletin), for ensuring the successful payment.

Inspite of above, if successful transaction is not reflected on the Portal, the candidate may contact NTA Helpline. If the payment issue is still not resolved, the candidate may pay second time.

However, any duplicate payment received from the candidate by NTA in course of said transactions will be refunded through the same payment mode through which the duplicate payment is received, after fee reconciliation by NTA.

Information to be provided by the Candidate while raising any payment related query/grievance through QRS/email/Helplines: -

- a. Name of the Bank and /or payment Gateway.
- b. Date and time of the transaction
- c. Transaction Number
- d. Bank Reference Number
- e. Proof of transaction
- f. Screenshot from the payment portal (incase of payment failure).

COMPUTER BASED TEST (CBT)


PROCEDURE FOR APPEARING IN COMPUTER BASED TEST (CBT)

1. A computer terminal (node) indicating Roll Number will be allocated to each candidate. Candidates should find and sit on their allocated computers only. Any candidate found to have changed room/hall or the computer on their own rather than the one allotted would be liable to cancellation of candidature and no plea in this regard would be entertained.
2. The computer terminal allotted to the candidate will display Welcome login screen, Candidate's photograph and name of the examination
3. The candidate shall be able to see the detailed instructions for the examination. Candidates are advised to go through the instructions carefully regarding the type of questions and Marking Scheme. At the designated time of start of the examination, the candidates will be able to proceed.
4. Candidate login page will be displayed on the screen, for login candidate has to enter the password.
5. Invigilator will instruct the candidate to start the test on the scheduled start time of exam.
6. The keyboard attached to the computer will be disabled during the entire duration of the examination.
7. Attempting to take away examination question/s and /or examination response/s (in any format) from the examination centre.
8. During examination, screen will continuously display the remaining time at its top right-hand corner.
9. Rough Sheet will be provided to the candidates for rough work during the test. Candidate has to write Name, Roll No, Seat No. on front and back of every page. All the rough sheets need to be returned to the Invigilator before leaving the examination venue

About Answering Questions:

1. The Summary Panel displayed on the left side of screen will show the status of each question using one of the following text/color codes/symbols.

The different symbols used in the test are shown below. Please go through them and understand their meanings before you start the test.

Symbol	Description
	Option Not chosen
	Option chosen as correct (By clicking on it again you can delete your option and choose another option if desired.)
	Question number shown in blue color indicates that you have not yet attempted the question.
	Question number shown in green color indicates that you have answered the question.
	You have not yet answered the question, but marked it for coming back for review later, if time permits.
	You have answered the question, but marked it for review later, if time permits.
	Clicking on this will take you to the next question.
	Clicking on this will take you to the previous question.
	By clicking on this button, you can mark the question for review later. Please note that if you answer the question and mark for review, the question will be treated as answered and evaluated even if you do not review it.
	By clicking on this button, you can unmark the question for review

2. In order to answer a question, candidate has to Click on the option. The answer option which has been clicked on/selected, shall be treated as the answer given by candidate for the question.
3. The answers are automatically saved by clicking on "Next / Previous" button.

4. Candidate can 'Bookmark' questions by clicking on 'Bookmark this question' which is available on right hand corner to review before submitting.
5. Candidate can navigate between questions either by clicking on "Previous", "Next" or by directly clicking on the question numbers which are displayed as attempted/un- attempted/bookmarked in the Summary Report.

About Preview and Submission:

1. After the expiry of exam time, exam paper will get auto – submitted, the candidates will not be able to attempt any question or check their answers. The answers of the candidate would be saved automatically by the computer system.
2. “Thank You” Message will be displayed after completion of exam.

THE SCHEDULE

[See clause (zc) of section 2]

SPECIFIED DISABILITY

1. Physical disability.—

A. Locomotor disability (a person's inability to execute distinctive activities associated with movement of self and objects resulting from affliction of musculoskeletal or nervous system or both), including—

(a) "leprosy cured person" means a person who has been cured of leprosy but is suffering from—

(i) loss of sensation in hands or feet as well as loss of sensation and paresis in the eye and eye-lid but with no manifest deformity;

(ii) manifest deformity and paresis but having sufficient mobility in their hands and feet to enable them to engage in normal economic activity;

(iii) extreme physical deformity as well as advanced age which prevents him/her from undertaking any gainful occupation, and the expression "leprosy cured" shall construed accordingly;

(b) "cerebral palsy" means a Group of non-progressive neurological condition affecting body movements and muscle coordination, caused by damage to one or more specific areas of the brain, usually occurring before, during or shortly after birth;

(c) "dwarfism" means a medical or genetic condition resulting in an adult height of 4 feet 10 inches (147 centimeters) or less;

(d) "muscular dystrophy" means a group of hereditary genetic muscle disease that weakens the muscles that move the human body and persons with multiple dystrophy have incorrect and missing information in their genes, which prevents them from making the proteins they need for healthy muscles. It is characterised by progressive skeletal muscle weakness, defects in muscle proteins, and the death of muscle cells and tissue;

(e) "acid attack victims" means a person disfigured due to violent assaults by throwing of acid or similar corrosive substance.

B. Visual impairment—

(a) "blindness" means a condition where a person has any of the following conditions, after best correction—

(i) total absence of sight; or

(ii) visual acuity less than 3/60 or less than 10/200 (Snellen) in the better eye with best possible correction; or

(iii) limitation of the field of vision subtending an angle of less than 10 degree.

(b) "low-vision" means a condition where a person has any of the following conditions, namely:—

(i) visual acuity not exceeding 6/18 or less than 20/60 upto 3/60 or upto 10/200 (Snellen) in the better eye with best possible corrections; or

(ii) limitation of the field of vision subtending an angle of less than 40 degree up to 10 degree.

C. Hearing impairment—

(a) "deaf" means persons having 70 DB hearing loss in speech frequencies in both ears;

(b) "hard of hearing" means person having 60 DB to 70 DB hearing loss in speech frequencies in both ears;

D. "speech and language disability" means a permanent disability arising out of conditions such as laryngectomy or aphasia affecting one or more components of speech and language due to organic or neurological causes.

2. Intellectual disability, a condition characterised by significant limitation both in intellectual functioning (reasoning, learning, problem solving) and in adaptive behaviour which covers a range of every day, social and practical skills, including—

(a) "specific learning disabilities" means a heterogeneous group of conditions wherein there is a deficit in processing language, spoken or written, that may manifest itself as a difficulty to comprehend, speak, read, write, spell, or to do mathematical calculations and includes such conditions as perceptual disabilities, dyslexia, dysgraphia, dyscalculia, dyspraxia and developmental aphasia;

(b) "autism spectrum disorder" means a neuro-developmental condition typically appearing in the first three years of life that significantly affects a person's ability to communicate, understand relationships and relate to others, and is frequently associated with unusual or stereotypical rituals or behaviours.

3. Mental behaviour,—

"mental illness" means a substantial disorder of thinking, mood, perception, orientation or memory that grossly impairs judgment, behaviour, capacity to recognise reality or ability to meet the ordinary demands of life, but does not include retardation which is a condition of arrested or incomplete development of mind of a person, specially characterised by subnormality of intelligence.

4. Disability caused due to—

(a) chronic neurological conditions, such as—

(i) "multiple sclerosis" means an inflammatory, nervous system disease in which the myelin sheaths around the axons of nerve cells of the brain and spinal cord are damaged, leading to demyelination and affecting the ability of nerve cells in the brain and spinal cord to communicate with each other;

(ii) "parkinson's disease" means a progressive disease of the nervous system marked by tremor, muscular rigidity, and slow, imprecise movement, chiefly affecting middle-aged and elderly people associated with degeneration of the basal ganglia of the brain and a deficiency of the neurotransmitter dopamine.

(b) Blood disorder—

(i) "haemophilia" means an inheritable disease, usually affecting only male but transmitted by women to their male children, characterised by loss or impairment of the normal clotting ability of blood so that a minor would may result in fatal bleeding;

(ii) "thalassemia" means a group of inherited disorders characterised by reduced or absent amounts of haemoglobin.

(iii) "sickle cell disease" means a hemolytic disorder characterised by chronic anemia, painful events, and various complications due to associated

tissue and organ damage; "hemolytic" refers to the destruction of the cell membrane of red blood cells resulting in the release of hemoglobin.

5. Multiple Disabilities (more than one of the above specified disabilities) including deaf blindness which means a condition in which a person may have combination of hearing and visual impairments causing severe communication, developmental, and educational problems.

6. Any other category as may be notified by the Central Government.

DR. G. NARAYANARAJU,
Secretary to the Govt. of India.

**(Ministry of Social Justice & Empowerment, Govt. of India Office memorandum
No F. No. 34-02/ 2015- DD-III dated 29 August 2018)**

Certificate regarding physical limitation in an examinee to write

This to certify that, I have examined Mr/ Ms/ Mrs _____ (Name of the candidate with disability), a person with _____ (nature and percentage of disability as mentioned in the certificate of disability), S/ o/ D/ o _____ a resident of _____ (Village/ District/ State) and to state that he/ she has physical limitation which hampers his/her writing capabilities owing to his/ her disability.

Signature

Chief Medical Officer/ Civil Surgeon/ Medical Superintendent of a
Government health care institution

Name & Designation.

Name of Government Hospital/Health Care Centre with Seal

Place:

Date:

Note: - Certificate should be given by a specialist of the relevant stream/ disability (eg. Visual impairment — Ophthalmologist, Locomotor disability — Orthopedic specialist/ PMR).

Appendix – VI (Less than 40%)

(Ministry of Social Justice & Empowerment, Govt. of India F. No. 29-6/2019-DD-III dated 10 August 2022)

Certificate for person with specified disability covered under the definition of Section 2 (s) of the RPwD Act, 2016 but not covered under the definition of Section 2(r) of the said Act, i.e. persons having less than 40% disability and having difficulty in writing

This is to certify that, we have examined Mr/Ms/Mrs (Name of the candidate), S/o /D/o, a resident of (Vill/PO/ PS/ District/ State), aged yrs, a person with (nature of disability/condition), and to state that he/ she has limitation which hampers his/her writing capability owing to his/her above condition. He/she requires support of scribe for writing the examination.

2. The above candidate uses aids and assistive device such as prosthetics & orthotics, hearing aid (name to be specified) which is /are essential for the candidate to appear at the examination with the assistance of scribe.

3. This certificate is issued only for the purpose of appearing in written examinations conducted by recruitment agencies as well as academic institutions and is valid upto _____ (it is valid for maximum period of six months or less as may be certified by the medical authority)

Signature of medical authority

(Signature & Name)	(Signature & Name)	(Signature & Name)	(Signature & Name)	(Signature & Name)
Orthopedic / PMR specialist	Clinical Psychologist/ Rehabilitation Psychologist/Psychiatrist / Special Educator	Neurologist (if available)	Occupational therapist (if available)	Other Expert, as nominated by the Chairperson (if any)
(Signature & Name)				
Chief Medical Officer.....Chairperson	Officer/Civil	Surgeon/Chief	District	Medical

Name of Government Hospital/Health Care Centre with Seal

Place:

Date:

LETTER OF UNDERTAKING FOR USING OWN SCRIBE

I _____, a candidate with _____ (nature of the disability) appearing for _____ (name of the examination) bearing Roll No. _____ at _____ (name of the centre) in the district _____, _____ (name of the State). My educational qualification is _____.

2. I do hereby state that _____ (name of the scribe) will provide the service of scribe /reader / lab assistant for the undersigned for taking the aforementioned examination.

3. I do hereby undertake that his qualification is _____. In case, subsequently it is found that his qualification is not as declared by the undersigned and is beyond my qualification. I shall forfeit my right to the post and claims relating thereto.

(Signature of the candidate)

(counter signature by the parent/guardian, if the candidate is minor)

Place:

Date:

**REPLICA OF THE ONLINE
APPLICATION FORM
OF
JOINT INTEGRATED PROGRAMME IN
MANAGEMENT ADMISSION TEST
(JIPMAT) – 2026**

STEP -1: LOGIN AND REGISTRATION

अपने खाते तक पहुंचने हेतु लॉगिन करें, नई पंजीकरण प्रक्रिया पूर्ण करें तथा नवीनतम जानकारी एवं निर्देश डाउनलोड कर अपडेट रहें।
LOGIN TO ACCESS YOUR ACCOUNT, COMPLETE NEW REGISTRATION AND DOWNLOAD IMPORTANT INFORMATION & INSTRUCTIONS TO STAY UPDATED.

<p style="text-align: center;"></p> <p style="text-align: center;">अंतिमसूचना अपडेट करने के चरण</p> <ul style="list-style-type: none">  ऑनलाइन पंजीकरण के लिए अपडेट करें  ऑनलाइन अपडेट पर भी  परीक्षा शुल्क का भुगतान करें  पुंजीकरण पूरा डाउनलोड करें <p style="text-align: center;">STEPS TO APPLY ONLINE</p> <ul style="list-style-type: none">  Apply for online registration  Fill online Application Form  Pay Examination Fee  Download Confirmation Page <p style="text-align: center; background-color: #0056b3; color: white; padding: 5px;">Download Information Bulletin</p>	<p style="text-align: center;"></p> <p style="text-align: center;">उपरोक्त उल्लिखित परीक्षा के लिए स्वयं को पंजीकरण करें।</p> <p style="text-align: center;">अपन प्रोफाइल पंजीकृत करने के लिए व्यक्तिगत विवरण, संपर्क विवरण और पता दें</p> <p style="text-align: center;">Register yourself for the above-mentioned examination</p> <p style="text-align: center;">Register your profile by giving personal details, contact details and address</p> <p style="text-align: center; background-color: #0056b3; color: white; padding: 5px;">New Registration >></p>	<p style="text-align: center;"></p> <p style="text-align: center;">पहले से ही पंजीकृत अभ्यर्थी</p> <p style="text-align: center;">अपडेट जारी रखने के लिए अपने अपडेट नंबर और पासवर्ड से लॉगिन करें</p> <p style="text-align: center;">Already registered Candidate</p> <p style="text-align: center;">Enter your Application Number and Password to Login and continue with your application.</p> <p style="text-align: center; background-color: #0056b3; color: white; padding: 5px;">Login >></p>
---	---	--

व्यक्तिगत विवरण (Personal Details)

कृपया मान्यता प्राप्त विद्यालय परीक्षा बोर्ड द्वारा जारी कक्षा 10वीं की उत्तीर्णता प्रमाणपत्र/अंकसूची पर मुद्रित विवरण के अनुसार जानकारी भरें।
Please fill in the details exactly as printed on the Class 10th Passing Certificate/Marksheet issued by a recognized School Examination Board.

अभ्यर्थी का नाम (Candidate's Name)	<input type="text" value="Ajay Yadav"/>
पिता / अभिभावक का नाम (Father / Guardian Name)	<input type="text" value="Manoj Yadav"/>
माता / अभिभावक का नाम (Mother / Guardian Name)	<input type="text" value="Meena Devi"/>
अभ्यर्थी की जन्म तिथि (Candidate Date of Birth)	<input type="text" value="21"/> <input type="text" value="April (04)"/> <input type="text" value="2008"/>
लिंग (Gender)	<input type="text" value="Male"/>

व्यक्तिगत विवरण की पुष्टि करें (Confirm Personal Details)

अभ्यर्थी के नाम की पुष्टि करें (Confirm Candidate Name)	<input type="text" value="Ajay Yadav"/>
पिता / अभिभावक के नाम की पुष्टि करें (Confirm Father / Guardian Name)	<input type="text" value="Manoj Yadav"/>
माता / अभिभावक के नाम की पुष्टि करें (Confirm Mother / Guardian Name)	<input type="text" value="Meena Devi"/>
जन्मतिथि की पुष्टि करें (Confirm Date of Birth)	<input type="text" value="21"/> <input type="text" value="April (04)"/> <input type="text" value="2008"/>
लिंग की पुष्टि करें (Confirm Gender)	<input type="text" value="Male"/>

वर्तमान पता (Present Address)

परिसर संख्या / नाम (Premises No. / Name)	<input type="text" value="285/5"/>
उप-स्थानीयता (Sub-Locality)(Optional)	<input type="text"/>
स्थानीयता (Locality)	<input type="text" value="Laxmi Nagar"/>
देश (Country)	<input type="text" value="India"/>
राज्य (State)	<input type="text" value="DELHI"/>
ज़िला (District)	<input type="text" value="EAST DELHI"/>
पिन कोड (PIN Code)	<input type="text" value="110044"/>

इलेक्ट्रॉनिक संचार पता (Electronic Communication Address)

Please enter correct Email Id and Mobile Number as OTP will be shared on these for verification.

ईमेल पता (Email Address)	<input type="text" value="xyz@gmail.com"/>
Confirm Email Address	<input type="text" value="xyz@gmail.com"/>
मोबाइल नंबर (Mobile Number)	<input type="text" value="91"/> <input type="text" value="9777510"/>
Confirm Mobile Number	<input type="text" value="91"/> <input type="text" value="9777510"/>
वैकल्पिक संपर्क सूत्र (Alternate Contact No.) (Optional)	<input type="text"/>

स्थायी पता (Permanent Address)

Same As Present Address

Choose Password

कुंजिका (Password)	<input type="password" value="*****"/>
कुंजिका की पुष्टि करें (Confirm Password)	<input type="password" value="*****"/>
सुरक्षा प्रश्न (Security Question)	<input type="text" value="What is your favourite colour ?"/>
सुरक्षा जवाब (Security Answer)	<input type="password" value="*****"/>

CAPTCHA

Enter CAPTCHA as shown below (case sensitive)	<input type="text" value="JIPMAT"/>
CAPTCHA	
Audio CAPTCHA	<input type="text" value="0:00 / 0:00"/>

मैंने प्रस्तुत किए गए सभी व्यक्तिगत विवरणों की जाँच कर ली है।
I have verified all personal details submitted.

वर्तमान पता (Present Address)

परिसर संख्या / नाम (Premises No. / Name):	285/5	उप-स्थानीयता (Sub-Locality)(Optional):	
स्थानीयता (Locality):	Laxmi Nagar	देश (Country):	India
राज्य (State):	DELHI	जिला (District):	EAST DELHI
पिन कोड (PIN Code):	110044	ईमेल पता (Email Address):	[REDACTED]
मोबाइल नंबर (Mobile Number):	[REDACTED]	वैकल्पिक संपर्क सूत्र (Alternate Contact No.) (Optional):	--

स्थायी पता (Permanent Address)

परिसर संख्या / नाम (Premises No. / Name):	285/5	उप-स्थानीयता (Sub-Locality)(Optional):	
स्थानीयता (Locality):	Laxmi Nagar	देश (Country):	India
राज्य (State):	DELHI	जिला (District):	EAST DELHI
पिन कोड (PIN Code):			

Review Page !!

कृपया नीचे दिए गए विवरणों को ध्यानपूर्वक जाँच लें। कोई बदलाव करने के लिए "रजिस्ट्रेशन फॉर्म संपादित करें" पर क्लिक करें। यदि सभी जानकारी सही है, तो "सबमिट करें और ओटीपी भेजें" बटन पर क्लिक करें।

PLEASE REVIEW THE DETAILS BELOW CAREFULLY. TO MAKE CHANGES, CLICK **"EDIT REGISTRATION FORM"**. IF EVERYTHING IS CORRECT, CLICK **"SUBMIT AND SEND OTP"** BUTTON.

CLOSE

सुरक्षा प्रश्न (Security Question): What is your favourite colour?

Declaration

I hereby declare that I have filled up this online application after carefully reading the Information Bulletin and fully understanding the provisions / procedures mentioned therein. I further declare that all the particulars given by me in this application are true to the best of my knowledge and belief. I agree that my Result may be withheld / not declared/ my candidature may automatically stand cancelled, In case it is found at any point of time in future that false information has been furnished in this application. I shall abide by these terms and conditions as well as those laid down in the Information Bulletin, Public Notices and Advisories issued by NTA regarding JIPMAT - 2026 Exam from time to time. Any Candidate with more than one Application Number (more than one Confirmation Page, Admit Card, Score Card) will be treated as Unfair Means (UFM), even if found at a later stage.

मैं घोषणा करता/करती हूँ कि मैंने सूचना विवरणिका को ध्यान से पढ़ने और उसमें उल्लिखित प्रावधानों / प्रक्रियाओं को पूरी तरह से समझने के बाद, ऑनलाइन पंजीकरण पत्र भरा है। मैं यह भी घोषणा करता / करती हूँ कि इस आवेदन पत्र में मेरे द्वारा दिए गए सभी विवरण सही हैं। यदि भविष्य में किसी भी समय यह पाया जाता है कि इस आवेदन पत्र में कोई भी जानकारी सही नहीं है तो मेरा परिणाम रोक जा सकता है / परिणाम घोषित नहीं किया जा सकता है या मेरी उम्मीदवारी रद्द की जा सकती है। मैं समय-समय पर जिपमैट - 2026 परीक्षा से सम्बंधित राष्ट्रीय परीक्षा एजेंसी द्वारा जारी सूचना विवरणिका, सार्वजनिक सूचना और सलाह में उल्लिखित नियमों और शर्तों का भली-भांति पालन करूंगा/करूंगी। एक से अधिक आवेदन संख्या (एक से अधिक पुष्टिकरण पत्र, प्रवेश पत्र, स्कोर कार्ड) वाले किसी भी अभ्यर्थी को अनुचित साधन (यूएफएम) माना जाएगा, भले ही बाद के चरण में पाया गया हो।

I Agree

EDIT Registration Form

Submit and send OTP to verify Mobile Number

Review Page - Online Registration Form

Review the following particulars carefully. If you would like to change any particulars entered, you may do so by pressing "EDIT REGISTRATION FORM" button or press "SUBMIT AND SEND OTP" button.

व्यक्तिगत विवरण (Personal Details)

अभ्यर्थी का नाम (Candidate's Name):	AJAY YADAV	पिता / अभिभावक का नाम (Father / Guardian Name):	MANOJ YADAV
माता / अभिभावक का नाम (Mother / Guardian Name):	MEENA DEVI	अभ्यर्थी की जन्म तिथि (Candidate Date of Birth):	21-04-2008
लिंग (Gender):	Male		

मैंने प्रस्तुत किए गए सभी व्यक्तिगत विवरणों की जाँच कर ली है।
I have verified all personal details submitted.

वर्तमान पता (Present Address)

परिसर संख्या / नाम (Premises No. / Name):	285/5	उप-स्थानीयता (Sub-Locality)(Optional):	
स्थानीयता (Locality):	Laxmi Nagar	देश (Country):	India
राज्य (State):	DELHI	जिला (District):	EAST DELHI
पिन कोड (PIN Code):	110044	ईमेल पता (Email Address):	[REDACTED]
मोबाइल नंबर (Mobile Number):	91 - [REDACTED]	वैकल्पिक संपर्क सूत्र (Alternate Contact No.) (Optional):	--

स्थायी पता (Permanent Address)

परिसर संख्या / नाम (Premises No. / Name):	285/5	उप-स्थानीयता (Sub-Locality)(Optional):	
स्थानीयता (Locality):	Laxmi Nagar	देश (Country):	India
राज्य (State):	DELHI	जिला (District):	EAST DELHI
पिन कोड (PIN Code):	110044		

मैंने प्रस्तुत किए गए इलेक्ट्रॉनिक संचार, वर्तमान और स्थायी पते से संबंधित सभी विवरणों की जाँच कर ली है।
I have verified Electronic Communication, Present and Permanent Address details submitted.

पोर्टल खाता विवरण (Portal Account Details)

सुरक्षा प्रश्न (Security Question):	What is your favourite colour ?	सुरक्षा जवाब (Security Answer):	(Not shown due to security reasons)	कुंजिका (Password):	(Not shown due to security reasons)
-------------------------------------	---------------------------------	---------------------------------	-------------------------------------	---------------------	-------------------------------------

Declaration

I hereby declare that I have filled up this online application after carefully reading the Information Bulletin and fully understanding the provisions / procedures mentioned therein. I further declare that all the particulars given by me in this application are true to the best of my knowledge and belief. I agree that my Result may be withheld / not declared/ my candidature may automatically stand cancelled, In case it is found at any point of time in future that false information has been furnished in this application. I shall abide by these terms and conditions as well as those laid down in the Information Bulletin, Public Notices and Advisories issued by NTA regarding JIPMAT - 2026 Exam from time to time. Any Candidate with more than one Application Number (more than one Confirmation Page, Admit Card, Score Card) will be treated as Unfair Means (UFM), even if found at a later stage.

मैं घोषणा करता/करती हूँ कि मैंने सूचना विवरणिका को ध्यान से पढ़ने और उसमें उल्लिखित प्रावधानों / प्रक्रियाओं को पूरी तरह से समझने के बाद, ऑनलाइन पंजीकरण पत्र भरा है। मैं यह भी घोषणा करता / करती हूँ कि इस आवेदन पत्र में मेरे द्वारा दिए गए सभी विवरण सही हैं। यदि भविष्य में किसी भी समय यह पाया जाता है कि इस आवेदन पत्र में कोई भी जानकारी सही नहीं है तो मेरा परिणाम रोक जा सकता है / परिणाम घोषित नहीं किया जा सकता है या मेरी उम्मीदवारी रद्द की जा सकती है। मैं समय-समय पर जिपमैट - 2026 परीक्षा से सम्बंधित राष्ट्रीय परीक्षा एजेंसी द्वारा जारी सूचना विवरणिका, सार्वजनिक सूचना और सलाह में उल्लिखित नियमों और शर्तों का भली-भांति पालन करूंगा/करूंगी। एक से अधिक आवेदन संख्या (एक से अधिक पुष्टिकरण पत्र, प्रवेश पत्र, स्कोर कार्ड) वाले किसी भी अभ्यर्थी को अनुचित साधन (यूएफएम) माना जाएगा, भले ही बाद के चरण में पाया गया हो।

I Agree

EDIT Registration Form

Submit and send OTP to verify Mobile Number

STEP -2: APPLICATION FORM

Activities

- Registration Form
- Fee Payment
- Application Form View

Verify Mobile No. & Email Id

- Mobile No. - Verified
- Verify Email Id

Current Status

Registration Form	Completed
Mobile Number Verification	Completed
Email Id Verification	Pending
Fee Payment	Pending
Application Form View	Pending

Your registration for Joint Integrated Programme in Management Admission Test JIPMAT - 2026 is complete. Your application form will remain incomplete till you fill all the fields of application form and pay the fee. Please note down the Application No. for future references.

Application Number : 266310000003

Kindly complete the application form by clicking on the button below.

[Fill Up Application Form](#)

Application Form Steps

- 1. Contact Details
- 2. Personal Details
- 3. Disability Details
- 4. Identity Details
- 5. Register APAAR ID
- 6. Examination Cities
- 7. Qualification Details
- 8. Capture Live Photograph
- 9. Document Upload
- 10. Final Submit

Application Status

1. Contact Details	Completed
2. Personal Details	Pending
3. Disability Details	Pending
4. Identity Details	Pending
5. Register APAAR ID	Pending
6. Examination Cities	Pending
7. Qualification Details	Pending
8. Capture Live Photograph	Pending
9. Document Upload	Pending
10. Final Submit	Pending

Application Number : 266310000013

Click on the button below to proceed further and complete your application form.

[Personal Details](#)

Application Form Steps

- 1. Contact Details
- 2. Personal Details
- 3. Disability Details
- 4. Identity Details
- 5. Register APAAR ID
- 6. Examination Cities
- 7. Qualification Details
- 8. Capture Live Photograph
- 9. Document Upload
- 10. Final Submit

व्यक्तिगत विवरण (Personal Details)

अभ्यर्थी का नाम (Candidate's Name) : AJAY YADAV

अभ्यर्थी की जन्म तिथि (Candidate Date of Birth) : 21 April 2008

लिंग (Gender) : Male

पिता / अभिभावक का नाम (Father / Guardian Name) : MANOJ YADAV

माता / अभिभावक का नाम (Mother / Guardian Name) : MEEENA DEVI

राष्ट्रीयता (Nationality) : Indian

निवास राज्य/केंद्र शासित प्रदेश (State/UT of Residence) : DELHI (NCT)

श्रेणी (Category) : General

श्रेणी की पुष्टि करें (Confirm Category) : Gen-EWS

क्या आपको मधुमेह है (Are You Diabetic) ? : No

निवास की जगह (Place of Residence) : Urban

वार्षिक वारिधातिक आय (Annual Family Income) : RS. 300001 -400000

तैयारी का तरीका (Mode of Preparation) : Self Study

CAPTCHA

Enter CAPTCHA as shown below (case sensitive)

CAPTCHA : 48C306

Audio CAPTCHA : 0:00

[Save & Next](#)

Confirm !!

Are you sure you want to submit this section ?

[Yes](#) [No](#)

Application Form Steps

- 1. Contact Details
- 2. Personal Details
- 3. Disability Details
- 4. Identity Details
- 5. Register APAAR ID
- 6. Examination Cities
- 7. Qualification Details
- 8. Capture Live Photograph
- 9. Document Upload
- 10. Final Submit

विकासंगत विवरण (Disability Details)

क्या आप PwD/PwBD अभ्यर्थी हैं? (Are you PwD/PwBD Candidate?)

--Select--

--Select--

Yes

No

Application Form Steps

- 1. Contact Details
- 2. Personal Details
- 3. Disability Details
- 4. Identity Details
- 5. Register APAAR ID
- 6. Examination Cities
- 7. Qualification Details
- 8. Capture Live Photograph
- 9. Document Upload
- 10. Final Submit

विकांगता विवरण (Disability Details)

क्या आप PwD/PwBD अभ्यर्थी हैं? (Are you PwD/PwBD Candidate?)

CAPTCHA

Enter CAPTCHA as shown below (case sensitive)

CAPTCHA **7261F4**

Audio CAPTCHA

[Submit & Next](#)

Application Form Steps

- 1. Contact Details
- 2. Personal Details
- 3. Disability Details
- 4. Identity Details
- 5. Register APAAR ID
- 6. Examination Cities
- 7. Qualification Details
- 8. Capture Live Photograph
- 9. Document Upload
- 10. Final Submit

आधार विवरण (Aadhaar Details)

आवेदन संख्या (Application No.):

अभ्यर्थी का नाम (Candidate's Name):

लिंग (Gender):

अभ्यर्थी की जन्म तिथि (Candidate's Date of Birth):

I voluntarily agree to share my child / ward Aadhaar number. I am aware that it will be used to establish his / her identity at various stages for the JIPMAT - 2026 Examination. I am aware that my child / ward's identity will be established by matching his / her personal identification details available in Aadhaar records of UIDAI. मैं भी अपने बच्चे/वार्ड की आधार संख्या को साझा करने के लिए स्वेच्छा से सहमत हूँ और मुझे पता है कि इसका उपयोग JIPMAT-2026 परीक्षा के विभिन्न चरणों के लिए किया जाएगा।

[Listen](#)

आधार संख्या (Aadhaar Number):

आधार संख्या (Confirm Aadhaar Number):

नोट: सिस्टम आपको आधार संख्या प्रमाणीकरण के बाद नाम बदलने की अनुमति नहीं देगा। कृपया विवरणों की जांच करना सुनिश्चित करें और फिर आगे बढ़ें।
NOTE: System will not allow you to change Name after Aadhaar Number Authentication. Please ensure to check the details and then proceed further.
यदि आपके पास आधार नहीं है, तो अन्य पहचान विकल्प चुनने के लिए यहाँ [क्लिक करें](#) (If you do not have Aadhaar, [Click Here](#) to select an alternate identification option.)

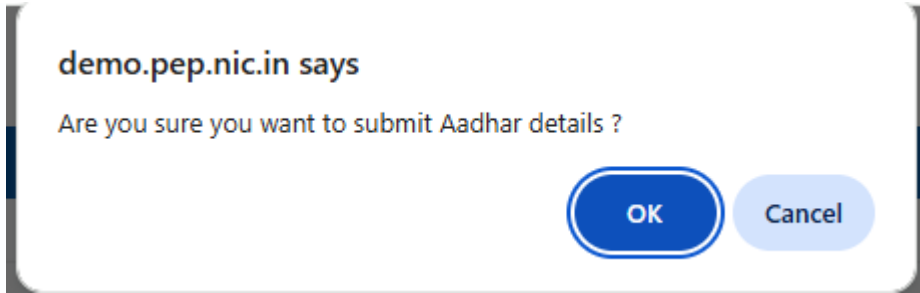
CAPTCHA

Enter CAPTCHA as shown below (case sensitive)

CAPTCHA **6VE122**

Audio CAPTCHA

[Submit](#)



Application Form Steps

- 1. Contact Details
- 2. Personal Details
- 3. Disability Details
- 4. Identity Details
- 5. Register APAAR ID
- 6. Examination Cities
- 7. Qualification Details
- 8. Capture Live Photograph
- 9. Document Upload
- 10. Final Submit

पहचान का विवरण (Identity Type Details)

पहचान चुनें (Choose Identity):

- Select--
- DiLocker
- Indian Passport Number
- Non-Indian Passport Number
- PAN Card Number**
- Any other valid/current Central / State Govt. issued Photo ID Card

Application Form Steps

- 1. Contact Details
- 2. Personal Details
- 3. Disability Details
- 4. Identity Details
- 5. Register APAAR ID
- 6. Examination Cities
- 7. Qualification Details
- 8. Capture Live Photograph
- 9. Document Upload
- 10. Final Submit

पहचान का विवरण (Identity Details)

पैन कार्ड नंबर दर्ज करें (Enter PAN Card No) (In uppercase)

पैन कार्ड नंबर की पुष्टि करें (Confirm PAN Card No) (In uppercase)

CAPTCHA

Enter CAPTCHA as shown below (case sensitive)

CAPTCHA **CV5296**

Audio CAPTCHA

[Submit & Next](#)

Application Form Steps


- 1. Contact Details
- 2. Personal Details
- 3. Disability Details
- 4. Identity Details
- 5. Register APAAR ID
- 6. Examination Cities
- 7. Qualification Details
- 8. Capture Live Photograph
- 9. Document Upload
- 10. Final Submit

Verify One Time Password

Enter One Time Password (OTP sent on *****1059)

Note: If the OTP hasn't been delivered to your mobile yet, please wait a few minutes. If you still haven't received it, click on [Resend OTP](#) to have the One-Time Password (OTP) sent to your mobile number once again.

Enter CAPTCHA as shown below (case sensitive)

CAPTCHA 

Audio CAPTCHA

Application Form Steps

- 1. Contact Details
- 2. Personal Details
- 3. Disability Details
- 4. Identity Details
- 5. Register APAAR ID
- 6. Examination Cities
- 7. Qualification Details
- 8. Capture Live Photograph
- 9. Document Upload
- 10. Final Submit

अपार आईडी (APAAR ID)

क्या आपके पास अपार आईडी है ?
Do you have APAAR ID ?

Application Form Steps

- 1. Contact Details
- 2. Personal Details
- 3. Disability Details
- 4. Identity Details
- 5. Register APAAR ID
- 6. Examination Cities
- 7. Qualification Details
- 8. Capture Live Photograph
- 9. Document Upload
- 10. Final Submit

के लिए आवेदन (Apply For)

के लिए आवेदन (Apply For) JIPMAT 2026

परीक्षा राज्य / शहर - पहली परीक्षा (Exam State / City-1st choice)

परीक्षा राज्य / शहर - दूसरी परीक्षा (Exam State / City-2nd choice)

परीक्षा राज्य / शहर - तीसरी परीक्षा (Exam State / City-3rd choice)

परीक्षा राज्य / शहर - चौथी परीक्षा (Exam State / City-4th choice)

पिता / अभिभावक का व्यवसाय (Father / Guardian Occupation)


पिता / अभिभावक की योग्यता (Father / Guardian Qualification)

माता / अभिभावक का व्यवसाय (Mother / Guardian Occupation)

माता / अभिभावक की योग्यता (Mother / Guardian Qualification)

CAPTCHA

Enter CAPTCHA as shown below (case sensitive)

CAPTCHA 

Audio CAPTCHA

Confirm !!

Are you sure you want to submit this section ?

Application Form Steps

- 1. Contact Details
- 2. Personal Details
- 3. Disability Details
- 4. Identity Details
- 5. Register APAAR ID
- 6. Examination Cities
- 7. Qualification Details**
- 8. Capture Live Photograph
- 9. Document Upload
- 10. Final Submit

शिक्षा विवरण (Education Details)

10th or equivalent (details as per Class 10th board marksheet) Qualification Details

उत्तीर्ण की स्थिति (Pass Status) उत्तीर्ण / सम्मिलित होने का वर्ष (Year of Passing / Appearing)

योग्यता परीक्षा (Qualifying Exam) स्कूल का स्थान (Place of School)

स्कूल / कॉलेज का प्रकार (Type of School / College) योग्यता परीक्षा राज्य (Qualifying Examination State)

योग्यता परीक्षा जिला (Qualifying Examination District) बोर्ड का नाम (School Board)

परिणाम मोड (Result Mode)

Multiplication Factor CGPA Obtained Percentage

पंजीकरण संख्या / नामांकन संख्या / रोल नंबर (Registration No / Enrollment No / Roll No) स्कूल / कॉलेज का नाम और पता (School / College Name & Address)

स्कूल / कॉलेज पता पिनकोड (School / College Address PIN Code)

12th or equivalent (details as per Class 12th board marksheet) Qualification Details

उत्तीर्ण की स्थिति (Pass Status) उत्तीर्ण / सम्मिलित होने का वर्ष (Year of Passing / Appearing)

योग्यता परीक्षा (Qualifying Exam) स्कूल का स्थान (Place of School)

स्कूल / कॉलेज का प्रकार (Type of School / College) योग्यता परीक्षा राज्य (Qualifying Examination State)

योग्यता परीक्षा जिला (Qualifying Examination District) बोर्ड का नाम (School Board)

परिणाम मोड (Result Mode)

पंजीकरण संख्या / नामांकन संख्या / रोल नंबर (Registration No / Enrollment No / Roll No) स्कूल / कॉलेज का नाम और पता (School / College Name & Address)

स्कूल / कॉलेज पता पिनकोड (School / College Address PIN Code)

CAPTCHA

Enter CAPTCHA as shown below (case sensitive)

CAPTCHA

Audio CAPTCHA

[Save & Next](#)

Application Form Steps

- 1. Contact Details
- 2. Personal Details
- 3. Disability Details
- 4. Identity Details
- 5. Register APAAR ID
- 6. Examination Cities
- 7. Qualification Details**
- 8. Capture Live Photograph
- 9. Document Upload
- 10. Final Submit


साइव फोटोग्राफ लें (Take a live photograph)

कृपया साइव फोटोग्राफ लेने से पहले नीचे दिए गए निर्देशों को ध्यानपूर्वक पढ़ें:

Please read the following instructions carefully to capture the live photograph:


1. प्लिक विजेट को आपने जहाँ तक संभव हो सके, उसमें डेस्कटॉप कंप्यूटर पर Live Camera बॉक्स में आपकी साइव फोटो दिखाई देगी।
Connect your webcam to the device used for filling the application form. The Live Camera box will display your live image.
2. इन्होंने पृष्ठभूमि और उचित प्रकाश व्यवस्था सुनिश्चित करें। चित्र में केवल एक ही मानव चेहरा होना चाहिए, जो कम से कम चेहरे का 80% भाग ढरे।
Ensure a light background, proper lighting, single human face covering 80% of the face.
3. फोटो लेने के लिए "Capture Live Photograph" बटन पर क्लिक करें।
Click "Capture Live Photograph" to take the photo.
4. यदि फोटो सही है, तो "Upload Photograph" पर क्लिक करें। यदि सही नहीं है, तो रोबोट कैमरा को पुनः अपलोड करें।
If satisfied, click "Upload Photograph" to save it. If not, retake and upload again.
5. यदि आपका डिवाइस वेबकैम सपोर्ट नहीं करता है, तो QR को स्कैन करें और अपने मोबाइल से फोटो कैमरा व अपलोड करें। फोटो अपलोड होने के बाद "Refresh Captured Photo" पर क्लिक करें।
If your device doesn't support a webcam, scan the QR code on the right to capture and upload using your mobile. After uploading, click "Refresh Captured Photo."

साइव कैमरा (Live Camera)



[Capture Live Photograph](#)

साइव कैमरा की गई फोटो (Captured Live Photograph)




[Upload Photograph](#) [Refresh Captured Photo](#)

Application Form Steps

- 1. Contact Details
- 2. Personal Details
- 3. Disability Details
- 4. Identity Details
- 5. Register APAAR ID
- 6. Examination Cities
- 7. Qualification Details
- 8. Capture Live Photograph
- 9. Document Upload
- 10. Final Submit

लाइव फोटोग्राफ चें (Take a live photograph)



[Edit](#) [Save & Next](#)

Application Form Steps

- 1. Contact Details
- 2. Personal Details
- 3. Disability Details
- 4. Identity Details
- 5. Register APAAR ID
- 6. Examination Cities
- 7. Qualification Details
- 8. Capture Live Photograph
- 9. Document Upload
- 10. Final Submit

दस्तावेज़ अपलोड (Document Upload)

कृपया सुनिश्चित करें कि सभी अपलोड किए गए दस्तावेज़ नीचे दिए गए बॉक्स में उल्लिखित विनिर्देशों के अनुरूप हों।
 Please ensure that all uploaded documents adhere to the specifications mentioned in the table below.
 अपनी पहचान आधार के अलावा किसी अन्य माध्यम से सत्यापित की है, उन्हें अपना पहचान प्रमाण पत्र अपलोड करना आवश्यक है।
 Candidates who have verified their identities through methods other than Aadhaar are required to upload their identity proof.

S.No.	Required Document	Document Specifications	Upload	Action	View
1	फोटोग्राफ (बिना मास्क के 80% घेरे के साथ) (Photograph (with 80% face without mask))	Document Format: JPG/JPEG Min Size (KB): 10 Max Size (KB): 200	Choose File No file chosen		Click here to view uploaded document
2	हस्ताक्षर (Signature)	Document Format: JPG/JPEG Min Size (KB): 10 Max Size (KB): 100	Choose File No file chosen		Click here to view uploaded document
3	पहचान प्रमाण (Identity Proof)	Document Format: JPG/JPEG Min Size (KB): 10 Max Size (KB): 200	Choose File No file chosen		Click here to view uploaded document

CAPTCHA

Enter CAPTCHA as shown below (case sensitive)

JIPMAT

Audio CAPTCHA 13075P

0:00 / 0:04

[Save & Next](#)

Review Page !!

Please review the following information before **'FINAL SUBMIT'**
 If you would like to change any information, please use the links provided on the **'Left menu bar'**

[Close](#)

demo.pep.nic.in says

Before proceeding, please review your Personal Detail, Exam Cities Detail, Education Detail, Present and Permanent Address Details and confirm them by selecting all the required checkboxes.

[OK](#)

Activities

- Registration Form
- Fee Payment
- View Application Form

Verify Mobile No. & Email Id

- Mobile No.-Verified
- Verify Email Id

Current Status

Registration Form	● Completed
Mobile Number Verification	● Completed
Email Id Verification	○ Pending
Fee Payment	○ Pending
Application Form View	● Completed

You have submitted application form for Joint Integrated Programme in Management Admission Test JIPMAT - 2026. Your application will be considered complete only after successful payment of application fee. After payment of fee, you will not be able to edit the filled application details and documents uploaded. You are required to pay the fee Rs. 2000/-.

Application Number : 26631000000000000000

Your Email Id yet to be verified. [Click here to verify your Email Id first.](#)

Verify your Registered Email Id

Registered Email Id

Enter CAPTCHA as shown below

CAPTCHA

Audio CAPTCHA

[Submit & Get OTP](#) [Change Email Id](#)

System just sent a One Time Password (OTP) to your Registered Email Id

Registered Email Id

Enter One Time Password (OTP)

[Verify](#)

Note: Didn't get the OTP on Email? Sometimes it can take up to 15 minutes. If it's been longer than that, [Click RESEND CODE](#) to resend a One Time Password (OTP) to your registered Email Id.

STEP 3: PAYMENT

Activities

- Registration Form
- Fee Payment
- View Application Form

Verify Mobile No. & Email Id

- Mobile No.-Verified
- Email Id.-Verified

Current Status

Registration Form	● Completed
Mobile Number Verification	● Completed
Email Id Verification	● Completed
Fee Payment	○ Pending
Application Form View	● Completed

You have submitted application form for Joint Integrated Programme in Management Admission Test JIPMAT - 2026. Your application will be considered complete only after successful payment of application fee. After payment of fee, you will not be able to edit the filled application details and documents uploaded. You are required to pay the fee Rs. 2000/-.

Application Number : 26631000000000000000

[Pay Examination Fee Rs. 2000/-](#)

Joint Integrated Programme in Management Admission Test JIPMAT - 2026

Activity : Examination Fee Payment

Select Mode of Payment

Online Payment

[Proceed for payment](#)

Note: The fee must be paid using the payment modes available on the bank portal.

demo.pep.nic.in says

Are you sure you want to go for Fee Payment?

[OK](#) [Cancel](#)

Joint Integrated Programme in Management Admission Test
JIPMAT - 2026

This Payment Request will be expired within : 05:40 minute

User Details

Candidate Name	[REDACTED]	Fee Amount	[REDACTED]
Application Number	265620000000	Customer Id	2656200000090126041111155 0
Date of Birth	2 [REDACTED]		

Examination Fee

Select Payment Provider : Canara Bank Payment Gateway

[Proceed for payment](#)

Click here to [Cancel](#) this Transaction.

Payment Methods

- Credit / Debit Cards >
- Net Banking >
- UPI** >
- QR >

Cards

Card Number

Expiration Date MM/YY CVV/CVC

Card Holder Name

[Make Payment for ₹ \[REDACTED\].00](#)

Merchant name

National Testing Agency

Order Id
2656200000090126041111155 0

Payment Amount
₹ [REDACTED].00

[Privacy policy](#) | [Terms & conditions](#)

Payment Methods

- Credit / Debit Cards >
- Net Banking >
- UPI** >
- QR >

BHIM UPI

Scan the QR using any BHIM UPI app

[SHOW CODE](#)

Click on Show Code to unlock the QR code

OR

Enter any UPI ID

[UPI ID](#)
Enter your UPI ID

[Make Payment for ₹ \[REDACTED\].00](#)

Merchant name

National Testing Agency

Order Id
2656200000090126041111155 0

Payment Amount
₹ [REDACTED].00

[Privacy policy](#) | [Terms & conditions](#)

Activities

- Registration Process
- View Application Form
- View Payment Details

Download Confirmation Page

Download Confirmation Page

Verify Mobile No. & Email Id

- Mobile No. - Verified
- Email Id - Verified

Current Status

Registration Process	Completed
Mobile Number Verification	Completed
Email Id Verification	Completed
Application Form View	Completed
View Payment Details	Completed

You have completed all the steps of online Application Form.
Now download the confirmation page.

Application Number : 25562000095

[Download Confirmation Page](#)

STEP 4: DOWNLOAD CONFIRMATION PAGE



Joint Integrated Programme in Management Admission Test JIPMAT - 2026 Confirmation Page



Application Number	2663100XXXX4		-
DO NOT SEND THIS PAGE TO NATIONAL TESTING AGENCY (NTA). CANDIDATE IS REQUESTED TO RETAIN THE PRINTOUT OF CONFIRMATION PAGE FOR FUTURE REFERENCE.			

व्यक्तिगत विवरण (Personal Details)

अभ्यर्थी का नाम (Candidate's Name)	[REDACTED]	अभ्यर्थी की जन्म तिथि (Candidate Date of Birth)	[REDACTED] 997
माता / अभिभावक का नाम (Mother / Guardian Name)	ABC	लिंग (Gender)	Male
पिता / अभिभावक का नाम (Father / Guardian Name)	XYZ	राष्ट्रियता (Nationality)	Indian
निवास राज्य/केंद्र शासित प्रदेश (State/UT of Residence)	UTTAR PRADESH		
श्रेणी (Category)	ST		
क्या आपके पास किसी अधिकृत सरकारी कार्यालय द्वारा जारी किया गया मान्य और सक्रिय श्रेणी प्रमाण पत्र है? (Do you have a valid and live category certificate issued by an authorized Government Office)?:	No - I have applied but awaiting the certificate		
श्रेणी प्रमाणपत्र आवेदन रसीद संख्या (Category Certificate Application receipt number):	1234567		
आवेदन की तिथि (Date on which it is applied) (DD/MM/YYYY):	10/03/2026		
प्राधिकारी का नाम जहां श्रेणी प्रमाणपत्र के लिए आवेदन किया गया है (Name of authority where applied for category certificate):	mmjuu		
निवास की जगह (Place of Residence)	Urban		
वार्षिक पारिवारिक आय (Annual Family Income)	RS. 300001 -400000		
क्या आपको मधुमेह है? (Are You Diabetic) ?	No		
तैयारी का तरीका (Mode of Preparation):	Self Study		
पहचान सत्यापित (Identity Verified)	Aadhaar xxxxxxxx / As per Aadhaar (Name: [REDACTED], District : Nainital, State : Uttarakhand)		
अपार आईडी (AIPAAR ID)	No		

विकलांगता विवरण (Disability Details)

क्या आप PwD/PwBD उम्मीदवार हैं? (Are you PwD/PwBD Candidate)?	No
---	----

के लिए आवेदन (Apply For)

के लिए आवेदन (Apply For)	<input checked="" type="checkbox"/> JIPMAT 2026
पिता / अभिभावक का व्यवसाय (Father / Guardian Occupation)	AGRICULTURE
पिता / अभिभावक की योग्यता (Father / Guardian Qualification)	POST GRADUATE
माता / अभिभावक का व्यवसाय (Mother / Guardian Occupation)	BUSINESS
माता / अभिभावक की योग्यता (Mother / Guardian Qualification)	GRADUATE
परीक्षा राज्य / शहर - पहली पसंद (Exam State / City-1st choice)	DELHI (NCT) - Delhi/New Delhi

शिक्षा विवरण (Education Details)

10th or equivalent (details as per Class 10th board marksheet) Marks Details

उत्तीर्ण की स्थिति (Pass Status) : Passed
 स्कूल का स्थान (Place of School) : Rural
 स्कूल / कॉलेज का प्रकार (Type of School / College) : Kendriya Vidyalaya(KV)
 योग्यता परीक्षा जिला (Qualifying Examination District) : EAST KAMENG
 परिणाम मोड (Result Mode) : CGPA
 CGPA Obtained : 8
 पंजीकरण संख्या / नामांकन संख्या / रोल नंबर (Registration No / Enrollment No / Roll No) : 1253545
 स्कूल / कॉलेज पता पिनकोड (School / College Address PIN Code) : 111012

उत्तीर्ण / सम्मिलित होने का वर्ष (Year of Passing / Appearing) : 2022
 योग्यता परीक्षा (Qualifying Exam) : 10th or Equivalent
 योग्यता परीक्षा राज्य (Qualifying Examination State) : ARUNACHAL PRADESH
 बोर्ड का नाम (School Board) : BIHAR SCHOOL EXAMINATION BOARD
 Maximum Grade Point : 10
 CGPA : 80
 स्कूल / कॉलेज का नाम और पता (School / College Name & Address) : sdfasdfasd

12th or equivalent (details as per Class 12th board marksheet) Marks Details

उत्तीर्ण की स्थिति (Pass Status) : Passed
 स्कूल का स्थान (Place of School) : Urban
 स्कूल / कॉलेज का प्रकार (Type of School / College) : Government Aided Private
 योग्यता परीक्षा जिला (Qualifying Examination District) : DIBANG VALLEY
 परिणाम मोड (Result Mode) : CGPA
 CGPA Obtained : 7
 पंजीकरण संख्या / नामांकन संख्या / रोल नंबर (Registration No / Enrollment No / Roll No) : aaadf
 स्कूल / कॉलेज पता पिनकोड (School / College Address PIN Code) : 125120

उत्तीर्ण / सम्मिलित होने का वर्ष (Year of Passing / Appearing) : 2025
 योग्यता परीक्षा (Qualifying Exam) : 3 OR 4-YEAR DIPLOMA RECOGNIZED BY AICTE OR A STATE BOARD OF TECHNICAL EDUCATION
 योग्यता परीक्षा राज्य (Qualifying Examination State) : ARUNACHAL PRADESH
 बोर्ड का नाम (School Board) : ASSAM HR SEC EDUCATION COUNCIL
 Maximum Grade Point : 9.5
 CGPA : 66.5
 स्कूल / कॉलेज का नाम और पता (School / College Name & Address) : asdfasfdvadvad




वर्तमान पता (Present Address)

परिसर संख्या / नाम (Premises No. / Name), उप-स्थानीयता (Sub-Locality), स्थानीयता (Locality)	123, CHATTERPUR, AA
जिला (District), राज्य (State), देश (Country), पिन कोड (PIN Code)	EAST DELHI, DELHI, India, 110020
ईमेल पता (Email Address)	muk***@a.ac.in
मोबाइल नंबर (Mobile Number)	91 - 902****9
वैकल्पिक संपर्क सूत्र (Alternate Contact No.) (Optional)	NA

Permanent Address

परिसर संख्या / नाम (Premises No. / Name), उप-स्थानीयता (Sub-Locality), स्थानीयता (Locality)	123, CHATTERPUR, AA
जिला (District), राज्य (State), देश (Country), पिन कोड (PIN Code)	EAST DELHI, DELHI, India, 110020

Images Uploaded & Captured by Candidate

Photo	Signature	Captured Live Photograph
		

Fee Payment Details

Activity	Application No	Reference No	Transaction Date	Amount	Customer ID	Payment Mode
Application fee	2663100XXXX4	CKT5BC...	2026/04/09T13:18:55	...	2663100XXXX4	EPG

INFORMATION BULLETIN



राष्ट्रीय परीक्षा एजेंसी
National Testing Agency

Excellence in Assessment

An autonomous Organization under the Department of Higher Education,
Ministry of Education, Government of India

First Floor, NSIC-MDBP Building, Okhla Industrial Estate,
New Delhi, Delhi 110020

Help Line: For Technical support, contact following during
working days between 10.00 a.m. to 5.00 p.m.

<https://nta.ac.in/>

<https://exams.nta.nic.in/jipmat/>



011-40759000